

Integrated Mosquito and Vector  
Management Program Plan

APPENDIX

C

BMPS FOR MOSQUITO CONTROL IN  
CALIFORNIA





Photo Courtesy  
Sacramento-Yolo  
MVC

# Best Management Practices for Mosquito Control in California

Recommendations of the  
California Department of Public Health  
and the  
Mosquito and Vector Control Association of California



July 2012





# BEST MANAGEMENT PRACTICES FOR MOSQUITO CONTROL IN CALIFORNIA



An electronic version of this manual and the companion document “Best Management Practices for Mosquito Control on California State Properties” are available from the California West Nile virus website at <http://www.westnile.ca.gov/resources.php>. Please see Table 1, page 22, for a list of California mosquito control agencies or visit <http://mvcac.org>.

For more information, please contact:

Vector-Borne Disease Section  
California Department of Public Health

[vbds@cdph.ca.gov](mailto:vbds@cdph.ca.gov)

(916) 552-9730

<http://www.cdph.ca.gov>

<http://www.westnile.ca.gov>



## **Purpose of this Manual**

This manual provides landowners with Best Management Practices (BMPs) for mosquito control. The term BMP is used to describe actions landowners can take to reduce mosquito production from permanent water sources, reduce or eliminate mosquito production from temporary water sources, and reduce the potential for disease transmission to humans on their property.

## **General Recommendations**

- **Implement universal BMPs**
  - Use personal protective measures
  - Eliminate unnecessary standing water
- **Identify and implement applicable mosquito control BMPs**
  - Reduce stagnation by providing water flow and manage vegetation in ponds or other water bodies.
  - Collaborate with local vector control agencies to develop and implement appropriate Integrated Pest Management (IPM) strategies that are most suitable for specific land-use type(s).

Use personal protective measures when potentially exposed to adult mosquitoes.



Eliminate unnecessary standing water, reduce stagnation by providing water flow, and manage vegetation in ponds or other water bodies.

Collaborate with local vector control agencies to coordinate activities on your property within a larger Integrated Pest Management mosquito control program.



# Table of Contents

<b>Executive Summary</b> .....	<b>iv</b>
<b>Introduction</b> .....	<b>1</b>
Landowner Responsibilities .....	1
Mosquito Biology .....	2
<b>Best Management Practices</b> .....	<b>4</b>
Universally Applicable Mosquito Control BMPs .....	4
Residential and Landscaped Properties .....	5
Rural Properties .....	6
Rice Fields .....	7
Dairies .....	8
Wetlands .....	9
Stormwater Management and Associated Infrastructure .....	14
Right of Ways and Easements .....	17
Wastewater Treatment Facilities .....	18
Wildlands and Undeveloped Areas .....	19
<b>Evaluation of the Efficacy of BMPs</b> .....	<b>20</b>
<b>Map of Local Vector Control Services in California</b> .....	<b>21</b>
<b>Table 1: List of Mosquito Control Agencies</b> .....	<b>22</b>
<b>Appendix A: Mosquito Control and Arbovirus Surveillance</b> .....	<b>26</b>
<b>Appendix B: Compounds Approved for Mosquito Control in California</b>	<b>35</b>
<b>Appendix C: Health and Safety Codes Pertinent to Mosquito Control</b>	<b>43</b>
<b>Appendix D: Mosquitoes of California</b> .....	<b>45</b>
<b>Appendix E: Typical Larval Habitats of California Mosquitoes</b> .....	<b>49</b>
<b>Appendix F: Insect Repellents</b> .....	<b>50</b>
<b>Appendix G: Additional Resources and Information</b> .....	<b>51</b>
<b>References Cited in Text</b> .....	<b>55</b>
<b>List of Acronyms</b> .....	<b>56</b>



## **Executive Summary**

The California Department of Public Health (CDPH) in collaboration with the Mosquito and Vector Control Association of California (MVCAC) developed this Best Management Practices (BMPs) plan to promote mosquito control on California properties, and enhance early detection of West Nile virus (WNV).

This plan describes mosquito control BMPs to be implemented by property owners and managers. These recommended practices, when properly implemented, can reduce mosquito populations through a variety of means including: 1) reducing or eliminating breeding sites, 2) increasing the efficacy of biological control, and 3) decrease the amount of pesticides applied while increasing the efficacy of chemical control measures. It is critical that property owners and managers communicate regularly with local vector control agencies regarding control practices on lands that are located within or near a local agency's jurisdiction. Local vector control agencies may have more specific policies regarding the implementation of BMPs and other control operations, which may include use of enforcement powers authorized by the California Health and Safety Code.

There are many different BMPs included in this document and they are intended to provide overall guidance to reduce mosquito production on properties throughout California, though not all mosquito sources and land uses will be addressed in this document. If it is deemed necessary, site-specific BMP plans may be developed in collaboration with CDPH and the respective local mosquito and vector control agency.

Effective mosquito-borne disease surveillance and mosquito control to protect public health are dependent upon factors that may fluctuate temporally and regionally. Such factors include mosquito and pathogen biology, environmental factors, land-use patterns, resource availability; strategies that incorporate BMPs are the most effective means by which mosquito control can be conducted and individualized to specific situations. Best management practices included in this plan emphasize the fundamentals of integrated pest management (IPM) which include:

1. Knowledge of mosquito species composition and corresponding mosquito behavior and habitat, for both immature and adult stages.
2. Detecting and monitoring WNV activity by testing mosquitoes, birds, sentinel chickens, horses, and humans. Identifying the mosquito species present, locations, densities, and disease potential.
3. Managing mosquito populations by source reduction, habitat modification, and biological control (e.g., introduced predators and parasites). Pesticides are used to target immature and, when indicated, adult stages of the mosquito. Mosquito control products are selected and applied in a manner that minimizes risks to human health, beneficial and non-target organisms, and the environment.
4. Educating the general public about reducing mosquito production and minimizing their risk of exposure to WNV.

## **RECOMMENDATIONS FOR PROPERTY OWNERS AND MANAGERS**

- Use this plan to identify and implement appropriate Best Management Practices to control mosquitoes.
- Eliminate unnecessary standing water, reduce stagnation by providing water flow, and manage vegetation in ponds or other water bodies.
- Collaborate with local vector control agencies to develop and implement appropriate integrated pest management strategies that are most suitable for specific land-use type(s).
- Ensure individuals use personal protective measures when potentially exposed to adult mosquitoes.



# Introduction

Controlling mosquitoes is critical to maintaining both a high quality of life and protecting people from mosquito-transmitted (vectored) diseases such as West Nile virus (WNV). In many parts of California, residents have voted to form local mosquito control programs or agencies. As a result, approximately half the land area and 85% of the population of California are within the boundaries of a mosquito control program. Landowners and land managers have a responsibility to minimize mosquito production on their lands and play a key role in reducing mosquito populations throughout the State, regardless whether their property is inside or outside the jurisdiction of a mosquito control program. Information about mosquito surveillance, mosquito-borne diseases, and mosquito control is available in Appendices A and B.

Best Management Practices (BMPs) are defined as actions landowners can take to reduce or eliminate mosquito production from water sources on their property in an environmentally and fiscally responsible manner, and to reduce the potential for transmission of disease from mosquitoes to humans.

Each property is unique, and the BMPs listed in this manual will apply to some properties, but not others. Landowners should implement universally applicable BMPs and after evaluating their own property, also employ the mosquito control BMPs that are applicable to their situation.

## Landowner Responsibility

According to the California Health and Safety Code, landowners in California are legally responsible to abate (eliminate the source of) a public nuisance arising from their property, including mosquitoes [H&S Code Sections 2001 - 4(d); 2002; 2060 (b)]. In areas that are within the jurisdictional boundaries of a mosquito control program, landowners should work with staff to address mosquito problems, particularly in areas where irrigation is used for agricultural purposes. Landowners that are not within the jurisdictional boundary of an established mosquito control program should seek advice from the nearest mosquito control agency or health department. Landowners may also contact the California Department of Public Health (CDPH) or consult the CDPH West Nile virus website for additional information about mosquitoes and mosquito control. <http://www.westnile.ca.gov/resources.php>.

Mosquito control programs have substantial authority to access private property, inspect known or suspected sources of mosquitoes, abate the source of a mosquito problem, and charge the landowner for work performed and/or charge fees if a landowner is unwilling or unable to address a mosquito problem arising from their property [H&S Code sections 2060-2067, 100170, and 100175]. Applicable sections of the California Health and Safety Code are summarized in Appendix C.

## **Mosquito Biology**

The more than 50 species of mosquitoes in California share one common life history trait: the mosquito life cycle requires standing water. Management of standing water is the key to most of the mosquito control BMPs presented in this manual and is one of the oldest and most cost effective forms of mosquito control.

Mosquito species are broadly separated into two groups according to where they lay eggs, floodwater mosquitoes and standing water mosquitoes. Adult female floodwater mosquitoes lay eggs on mud or previously submerged vegetation. The eggs may remain dormant for days, months, or even years until they are flooded, at which time larvae hatch. Standing water mosquitoes lay eggs on the water surface. The eggs float on the surface for a few hours to a few days until the larvae hatch into the water.

Floodwater mosquito larval development (breeding) sites include irrigated pastures, rice fields, seasonally flooded duck clubs and other managed wetlands, tidal wetlands, riparian corridors, and snowmelt pools. These intermittent or seasonally flooded habitats can be among the most productive sources of mosquitoes because they are often free of natural predators.

Standing water mosquito breeding sites include artificial containers, treeholes, catch basins, open ditches, retention/detention ponds, natural or constructed ponds and wetlands, stormwater management devices, and along the edges of flowing streams. Sources are found everywhere from highly urban areas to natural wetlands and often produce multiple generations of mosquitoes each season. In southern California, urban sources can produce some species of mosquitoes year round.

Landowners or land managers can identify the presence of immature mosquitoes in water on their property. Mosquito larvae breathe air from above the water surface and most hang at an angle from or lay parallel with the surface of the water while consuming small bits of organic matter. When disturbed, larvae swim down into the water column in a serpentine motion. Mosquitoes may live as larvae from a couple of days to more than a month depending on the species, water temperature, and the amount of food available.

Mosquitoes then go through a non-feeding stage called a pupa. During this stage the mosquito changes into the winged adult form. The easily identified comma-shaped pupae hang from the water surface and move down through the water column in a rolling or tumbling motion when disturbed. This life stage typically lasts about a day, with the mosquito emerging from the back of the pupal case (above the water) as a flying adult. (See Figure 1: Mosquito Life Cycle).

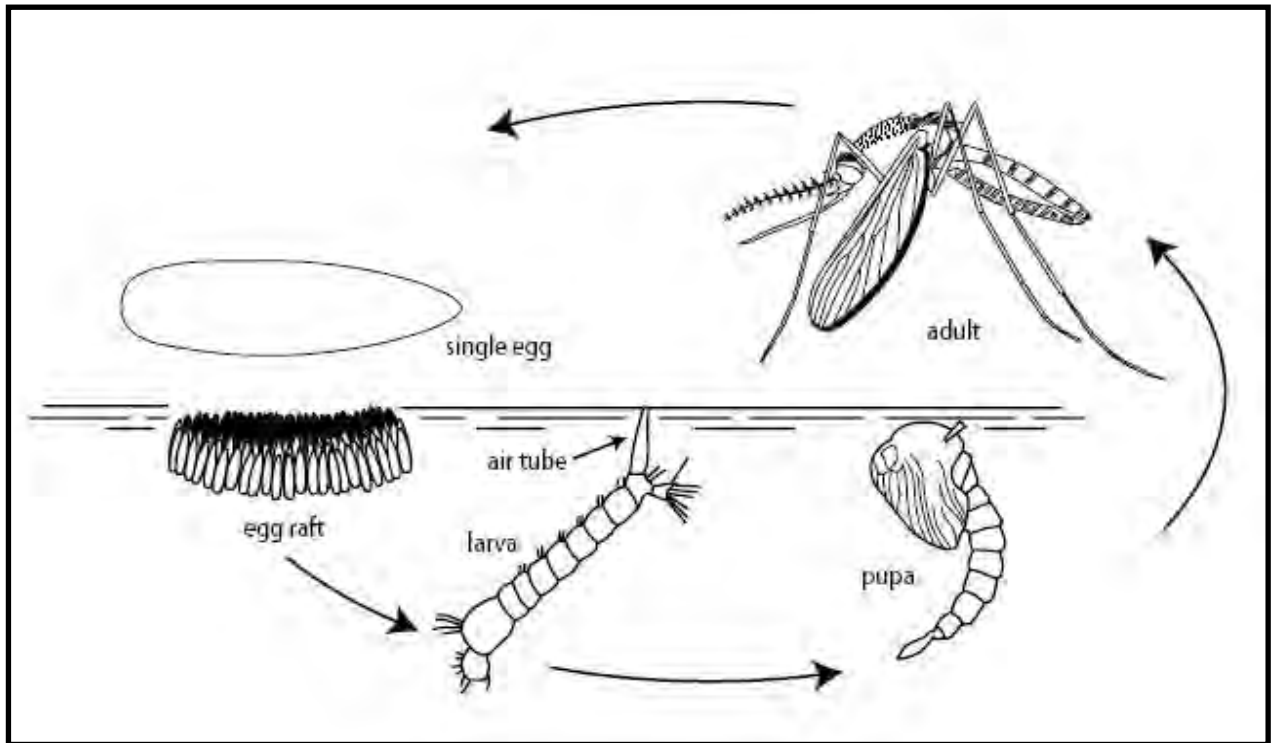


Figure 1. The life cycle of all mosquito species consists of four stages: egg, larva, pupa, and adult.

All adult mosquitoes feed on plant nectar; however blood is essential for female mosquitoes to produce eggs. To take a blood meal, the female's mouth parts pierce the skin, inject saliva, and suck blood out. It is through the injection of saliva that a mosquito causes the typical itchy bump and can infect a person or domestic animal with a disease causing organism. Depending on an individual's immune response, even a single bite can be a significant nuisance.

For more information on mosquito biology and key mosquito species found in California, please see Appendix D.

For additional information on the larval habitats of California mosquitoes, please see Appendix E.



# Best Management Practices (BMPs)

## Mosquito Control Best Management Practices At-A-Glance

- Eliminate artificial mosquito sources.
- Ensure man-made temporary sources of surface water drain within four days (96 hours) to prevent development of adult mosquitoes.
- Control plant growth in ponds, ditches, and shallow wetlands.
- Design facilities and water conveyance and/or holding structures to minimize the potential for producing mosquitoes.
- Use appropriate bio-rational products to control mosquito larvae.
- Use personal protective measures to prevent mosquito bites.

*Each property is unique. Landowners should implement universally applicable mosquito control BMPs, and after evaluating their own property, also employ the mosquito control BMPs that are applicable to their property and circumstances. Using appropriate BMPs is an efficient and effective way to help prevent a mosquito problem.*

## Universally Applicable Mosquito Control BMPs

### Eliminate Artificial Mosquito Breeding Sites and Harborage

- Examine outdoor areas and drain temporary and unnecessary water that may stand longer than 96 hours.
- Dispose of unwanted or unused artificial containers.
- Properly dispose of old tires.
- If possible, drill drainage holes, cover, or invert any container or object that holds standing water that must remain outdoors. Be sure to check for containers or trash in places that may be hard to see, such as under bushes or buildings.
- Clean clogged rain gutters and storm drains. Keep outdoor drains flowing freely and clear of leaves, vegetation, and other debris.
- Aerate ornamental ponds to avoid letting water stagnate.
- Change water in birdbaths, fountains, and animal troughs at least once per week.
- Ensure rain and/or irrigation water does not stand in plant containers, trash cans, boats, or other containers on commercial or residential properties.
- Regularly chlorinate swimming pools and keep pumps and filters operating. Unused or unwanted pools should be kept empty and dry, or buried.
- Maintain irrigation systems to avoid excess water use and runoff into storm drains.
- Minimize sites mosquitoes can use for refuge (harborage) by thinning branches, trimming and pruning ornamental shrubs and bushes, and keeping grass mowed short.

## **Use Personal Protective Measures**

- Apply an EPA-registered mosquito repellent when outdoors; especially around dusk and dawn when mosquitoes are most active (see Appendix F for additional information on insect repellents).
- Wearing loose-fitting protective clothing including long sleeves and pant legs.
- Install and properly maintain fine mesh screens on windows and doors to prevent mosquito entry into homes.

## **Provide Mosquito Management Related Information to Property Managers**

- Off-site landowners should provide property managers with basic information about mosquitoes and appropriate measures to minimize mosquito habitats.

## **Contact Local Mosquito Control Program**

- Contact the local mosquito control program to evaluate your property for mosquito breeding sites and work cooperatively to prevent a mosquito problem on your property. A contact list for mosquito control programs is provided in Table 1.

Where local mosquito control programs do not exist, landowners may contact CDPH for assistance or consult the California West Nile virus website for additional information about mosquito control: <http://www.westnile.ca.gov/resources.php>

## **Mosquito Control BMPs for Residential and Landscaped Properties**

Many residential and commercial properties have potential mosquito sources around buildings and grounds associated with excess or poorly managed irrigation, poor drainage, and miscellaneous landscape features. Mosquitoes can develop in the standing water associated with over-irrigation, irrigation breaks and/or runoff, clogged gutters, stormwater management structures, ornamental ponds, swimming pools, trash cans and flower pots, low areas or holes in turf where water collects and stands and low areas underneath pier and beam homes or buildings.

Mosquito sources can be minimized by taking precautions such as regular inspection and proper maintenance of irrigation systems and other water features, and elimination of unwanted standing water.

- Avoid over-irrigating to prevent excess pooling and runoff.
- Routinely inspect, maintain, and repair irrigation system components.

- All underground drain pipes should be laid to grade to avoid low areas that may hold water for longer than 96 hours.
- Back-fill tire ruts or other low areas that hold water for more than 96 hours.
- Improve drainage channels and grading to minimize potential for standing water.
- Keep drainage ditches free of excessive vegetation and debris to provide rapid drainage.
- Check and repair leaky outdoor faucets.
- Report any evidence of standing water to responsible maintenance personnel.
- Use waterfalls, fountains, aerators and/or mosquitofish in ponds and ornamental water features. Land owners must consult with the local mosquito control agencies or California Fish and Game regarding proper use of mosquitofish.
- Prevent mosquito breeding in rain barrels by properly screening all openings, preventing mosquito access to the stored water.
- For ponds and ornamental water features where mosquitofish cannot be used, landowners should use one of several readily available larval mosquito control products to treat water when they see immature mosquitoes.

Landowners should also review the stormwater runoff section of this manual because building rooftops, parking lots, etc. may have associated stormwater management features that produce mosquitoes.

## **Mosquito Control BMPs for Rural Properties**

Mosquito breeding on rural properties is highly variable due to differences in location, terrain, and land use. This list is intended to provide general guidance, not site-specific requirements. BMPs that are most applicable and relevant to a specific mosquito source may be selected from the list and incorporated into the overall property management plan. Ideally, activities should be coordinated with those of a local mosquito control program.

Flood irrigation is a common practice in rural areas throughout California and always poses the potential for creating mosquito breeding sites. Mosquitoes commonly develop within irrigation infrastructure including in ditches clogged with vegetation, irrigation tail water areas and return sumps, blocked ditches or culverts, vegetated ditches; and leaking irrigation pipes, head gates, pumps, stand pipes, etc. The fields, orchards, and pastures being irrigated may also produce mosquitoes, particularly where natural undulation or poor grading create low lying areas where water collects and stands.

Recommendations for rural properties are based on “Mosquito Control Best Management Practices” produced by the Sacramento-Yolo Mosquito and Vector Control District, and from Lawler and Lanzaro (2005).



## **Mosquito Control BMPs for Ditches and Drains**

- Construct or improve large ditches to a slope of at least 2:1 (vertical: horizontal) and a minimum 4 foot wide bottom. Consider a 3:1 slope or greater to discourage burrowing animal damage, potential seepage problems, and prevent unwanted vegetation growth.
- Keep ditches clean and well-maintained. Periodically remove accumulated sediment and vegetation. Maintain ditch grade and prevent areas of standing water.
- Design irrigation systems to use water efficiently and drain completely to avoid standing water.
- Prevent wet areas associated with seepage by repairing leaks in dams, ditches, and drains.

## **Mosquito Control BMPs for Irrigated Pastures and Cropland**

- Grade to eliminate standing water from pastures and fields. Use Natural Resource Conservation Service (NRCS) guidelines: Laser leveling and periodic maintenance may be needed to allow proper drainage, efficient water flow, and reduce low-lying areas where standing water may accumulate.
- Reuse wastewater through return flow systems to effectively minimize mosquito production and conserve water. Eliminate and reuse excess water that may typically stagnate and collect at lower levels of irrigated fields.
- Irrigate only as frequently as is needed to maintain proper soil moisture. Check soil moisture regularly.
- Drain water as quickly as possible following irrigation. Check slopes may be used to direct water movement and drainage. Drainage ditches may be used to remove water from the lower end of the field.
- Install surface drains to remove excess water that collects at lower levels of irrigated fields.
- Inspect fields for drainage and broken checks to see whether re-leveling or reconstruction of levees is needed. Broken checks create cross-leakage that may provide habitat for mosquitoes.
- If possible, use closed conduits instead of open canals for water conveyance.
- Do not over fertilize. Over-fertilization can leach into irrigation run-off making mosquito production more likely in ditches or further downstream.
- When possible, use sprinklers or drip systems rather than flood irrigation.
- Keep animals off the pasture while the soil is soft. Mosquito habitat is created in irrigated pastures when water collects in hoof prints.

## **Mosquito Control BMPs for Rice Fields**

Flooded rice fields can always support the development of mosquitoes. As the rice stand develops and grows denser, the production of mosquitoes tends to increase while the ability for chemical control agents to penetrate the canopy decreases. The BMPs

presented in this section attempt to balance the needs of the grower with the need to control mosquitoes.

In California there is a long-standing cooperative effort among the Rice Commission, individual growers, and mosquito control agencies to manage mosquitoes on rice lands. Close cooperation between growers and vector control is particularly important with organic rice producers. With severe limits on chemical control options and greater expense for organic-compatible larvicides, organic rice growers should implement as many mosquito control BMPs as possible.

- Wherever feasible, maintain stable water levels during mosquito season by ensuring constant flow of water into ponds or rice fields to reduce water fluctuation due to evaporation, transpiration, outflow, and seepage.
- Inspect and repair levees to minimize seepage.
- Drain and fill in borrow pits and seepage areas external to the fields.
- Wherever feasible, maintain at least 4" – 6" (10-15 cm) of water in the rice field after rice seedlings have begun to stand upright. Any drainage should be coordinated with local vector control (where possible). Restocking of mosquitofish or use of alternative mosquito control measures should be instituted as soon as possible when fields are re-flooded.
- Whenever feasible, remove vegetation on the outer-most portions of field levees and checks, specifically where they interface with standing water.
- Control algae and weed growth as effectively as possible.
- Communicate frequently with your local mosquito control program regarding your crop management activities.
- Wherever feasible, maintain borrow pits (12" – 18" deep) (30-45 cm) on both sides of each check throughout rice fields to provide refuge for mosquitofish during low water periods.
- If a pyrethroid pesticide is to be applied to the fields stocked with mosquitofish, contact your local mosquito control program for advice on minimizing fish mortality.
- If a pesticide is applied, fields should be inspected for mosquitofish afterward and if needed, fish should be restocked as soon as feasible.

## **Mosquito Control BMPs for Dairies and Animal Holding Operations**

Frequently infrastructure associated with dairies, feedlots, or other animal holding facilities can produce mosquitoes. Watering troughs and irrigated fields associated with the operation can create mosquito problems. Animal washing areas may also create mosquito problems, particularly drains and ditches, sumps, ponds, and wastewater lagoons.

The following activities can reduce mosquito production and simplify control activities around dairies and animal holding operations:

- All holding ponds should be surrounded by lanes of adequate width to allow safe passage of mosquito control equipment. This includes keeping the lanes clear of any materials or equipment (e.g. trees, calf pens, hay stacks, silage, tires, equipment, etc.).
- If fencing is used around the holding ponds, it should be placed on the outside of the lanes with gates provided for vehicle access.
- Large ponds should be divided into a series of smaller ponds that can be drained for removal of solid waste material.
- Ponds and lagoons should be narrow enough to allow solid waste removal after drying.
- All interior banks of the holding ponds should have a grade of at least 2:1.
- If possible, an effective solids separation system should be utilized such as a mechanical separator or two or more solids separator ponds. If ponds are used, they should not exceed 60' (18m) in surface width.
- Drainage lines should never by-pass the separator ponds, except those that provide for normal corral run-off and do not contain solids.
- When possible, floating debris should be removed from ponds prior to crust formation.
- If a thick crust exists (grass growing on crust), it should be left intact until the pond can be drained and the solid material removed.
- Vegetation should be controlled regularly to prevent emergent vegetation and barriers to access. This includes access lanes, interior pond embankments, and any weed growth that might become established within the pond surface.
- Dairy wastewater discharge for irrigation purposes should be managed so it does not stand for more than 4 days.
- Tire sidewalls or other objects that will not hold water should be used to hold down tarps (e.g. on silage piles). Whole tires or other water-holding objects should be replaced.

## Mosquito Control BMPs for Wetlands

Wetlands are an important source of mosquito production on public and privately owned lands. Under the California Wildlife Protection Act, the term “wetlands” is defined as any lands which may be covered periodically or permanently with shallow water, which



include freshwater and saltwater marshes, open or closed brackish water marshes, swamps, mudflats, fens, and vernal pools (Fish & Game Code Section 2785). Many wetlands are protected by federal and state laws.

By definition, “natural” wetlands are not intensely managed and options for implementing mosquito control BMPs in these areas are very limited. Even in managed wetlands, not all BMPs listed below may be suitable for use in all wetlands. It is the responsibility of the landowner to become informed on timing and extent of acceptable activities in a given wetland habitat. Intermittently or seasonally flooded wetlands can produce formidable numbers of mosquitoes, whereas well-managed semi-permanent and permanent wetlands usually produce fewer mosquitoes because of their limited acreage, stable water levels, and abundance of natural predators of mosquito larvae.

Information within this section has been partially adapted from Kwasny et al. (2004). Based on the site activities and potential for mosquito production, the existing BMPs may need to be modified or supplemented to address public health risk, goals and management strategy issues, and requirements of California Department of Fish and Game (DFG), the local mosquito and vector control program, and CDPH.

Due to the delicate and sometimes protected wetlands ecosystems, landowners, biologists, managers, and staff from mosquito control programs should collaborate to control mosquitoes. Source reduction and source maintenance can be combined with the judicious use of specific larvicides to minimize mosquito production from these wetlands.

### **General Mosquito Control BMPs for Wetlands**

- Manage vegetation routinely; activities such as annual thinning of rushes and cattails and removing excess vegetative debris enables natural predators to hunt mosquito larvae more effectively in permanent wetlands. Vegetation in shallow, temporary wetlands can be mowed when dry.
- Time flooding of seasonal wetlands to reduce overlap with peak mosquito activity.
- Flood wetlands from permanent-water sources containing mosquito predators (e.g., mosquito-eating fish or invertebrate predators) to passively introduce mosquito predators. Permanent wetlands and brood ponds can be stocked with mosquitofish or native predatory species.
- Maintain permanent or semi-permanent water within the wetland to maintain populations of larval mosquito predators. Discourage the use of broad spectrum pesticides.
- Use fertilizers conservatively and manage irrigation drainage to prevent or minimize fertilizer and/or manure flowing into wetlands. Buffers between agriculture fields and wetlands should be established.
- Comply with all Federal and State Environmental Laws and the California Health and Safety Code to prevent environmental harm while reducing or eliminating mosquito production.

## **Mosquito Control BMPs for Design and Maintenance of Wetlands**

- Provide reasonable access on existing roads and levees to allow for monitoring, abatement, and implementation of BMPs. Make shorelines of natural, agricultural, and constructed water bodies accessible for periodic maintenance, mosquito monitoring and abatement procedures, and removal of emergent vegetation.
- Construct, improve, or maintain ditches with 2:1 slopes and a minimum 4 foot (1.2 m) width at the bottom. Consider a 3:1 slope or greater to discourage burrowing animal damage, potential seepage problems, and prevent unwanted vegetation growth.
- Construct, improve, or maintain levees to quality standards that ensure stability and prevent unwanted seepage. Ideally build levees with >3:1 slopes and > 80% compaction; consider 5:1 slope or greater in areas prone to overland flooding and levee erosion.
- Provide adequate water control structures for complete draw-down and rapid flooding.
- When possible, include independent inlets and outlets in the design of each wetland unit.
- Construct or enhance swales so they are sloped from inlet to outlet and allow maximum draw-down.
- Excavate deep channels or basins to maintain permanent water areas (>2.5 feet deep) within a portion of seasonal managed wetlands. This provides year-round habitat for mosquito predators that can inoculate seasonal wetlands when they are irrigated or flooded.

## **Wetland Infrastructure Maintenance Mosquito Control BMPs**

- Inspect levees at least annually and repair as needed.
- Periodically inspect, repair, and clean water control structures.
  - Remove all debris, including silt and vegetation, which can impede drainage and water flow.
  - Ensure water control structures are watertight to prevent unnecessary water flow or seepage.
- Regularly remove trash, silt and vegetation from water delivery ditches to allow efficient water delivery and drainage.
  - Remove problem vegetation that inhibits water flow using herbicides or periodic dredging.
  - If possible, use closed conduits instead of open canals for water conveyance.
- Periodically test and repair pumps used for wetland flooding to maximize pump output.

## Water Management Mosquito Control BMPs for Seasonal Wetlands

- Timing of flooding
  - Delay or “phase” fall flooding of wetlands as long as possible in consultation with local vector control agencies. Fall flooding is known to produce large numbers of mosquitoes and/or those in close proximity to urban areas to minimize late season mosquito production.
  - Strategically locate wetlands identified for early flooding. Wetlands that are flooded in early fall should not be close to urban areas or historically produce great numbers of mosquitoes.
  - When possible, water in managed wetlands should be drawn-down in late March or early April.
  - Use a flood-drain-flood regime to control floodwater mosquitoes; flood to trigger hatching of dormant mosquito eggs, drain water and larvae into an area where they can be easily treated, drowned in moving water, or consumed by predators, and immediately re-flood wetland. This water management regime should be used only when it does not conflict with water quality regulations.
- Speed of flooding
  - Flood wetlands as quickly as possible to reduce the potential for large numbers of mosquitoes. Coordinate flooding with neighbors and/or the water district to maximize flood-up rate.
- Water source
  - Flood wetlands with water from permanent water sources containing mosquito predators (i.e., mosquito-eating fish or invertebrate predators) to passively introduce mosquito predators. Permanent wetlands and brood ponds used as flooding sources can be stocked with mosquito-eating fish or maintained to encourage natural predator populations.
  - Maintain a separate permanent water reservoir that conveys water to seasonal wetlands that provides year-round habitat for mosquito predators that can inoculate seasonal wetlands when they are irrigated or flooded.
- Frequency and duration of irrigation
  - When possible, reduce the number and duration of irrigations to minimize standing water. The need to irrigate should be evaluated based on spring habitat conditions and plant growth. If extended duration irrigation



- (generally 14-21 days) is considered for weed control (e.g., cocklebur),
  - additional measures to offset the potential for increased mosquito production may be needed.
  - Irrigate managed wetlands before soil completely dries after spring draw-down to discourage floodwater mosquitoes from laying eggs in the dry, cracked substrate.
  - Drain irrigation water into ditches or other water sources with mosquito predators instead of nearby dry fields.
  - Maintain high ground water levels by keeping channels or deep swales permanently flooded for subsurface irrigation to reduce the amount of irrigation water needed during the mosquito season.
- Communicate with your local mosquito control agency (if there is one)
  - Advise your local mosquito control agency when you intend to flood so that they can make timely applications of larvicide if necessary.
- Emergency preparedness
  - Whenever feasible, have an emergency plan that provides for immediate drainage into acceptable areas if a mosquito-borne disease related public health emergency occurs.

### **Vegetation Management Mosquito Control BMPs**

- Control floating vegetation conducive to mosquito production (i.e., water hyacinth, water primrose, parrot feather, duckweed, and filamentous algae mats).
- Perform routine maintenance to reduce problematic emergent plant densities to facilitate the ability of mosquito-eating fish to move through vegetated areas and allow good penetration of chemical control agents.
- Manage vegetation based on local land management objectives and associated habitat uses to minimize mosquito production. Methods of vegetation control for managed wetlands include mowing, burning, disking, and grazing.
- Manage the spread and density of invasive, non-native emergent wetland vegetation to increase native plant diversity, increase the mobility of larval mosquito predators, and allow for more efficient penetration of chemical control agents.

### **Additional Water Management BMPs for Permanent Wetlands**

- Maintain stable water levels in wetlands that are flooded during summer and early spring to prevent intermittent flooding of shoreline areas favorable to mosquito production. Water level fluctuation can be minimized by continuing a constant flow of water into the wetland.
- Circulate water to avoid stagnation (e.g., provide a constant influx of water equal to the net loss or discharge of water).
- Maintain water depths as deep as possible (18" – 24" [45-60 cm] or more) during the initial flood-up to minimize shallow habitats preferred by mosquito larvae. Shallow water levels can be maintained outside of the mosquito breeding season.

## **Additional Mosquito Control BMPs for Saltwater Marsh**

- Improving water flow through the wetland system minimizes stagnant water and facilitates movement of fish and other natural predators. For example, mosquitoes in coastal tidal wetlands can be managed by constructing and maintaining ditches that drain off the water when the tide falls.

## **Mosquito Control BMPs for Stormwater Management and Associated Infrastructure**

Federal and state environmental regulations require mitigation of the harmful effects of runoff water from storms, irrigation or other sources prior to entering natural waterways from point and non-point sources. Mitigation may include water capture, slowing flow velocity, reducing volume, and removal of pollutants. The term “stormwater” is used as a generic term for runoff water, regardless of source.

Stormwater infrastructure typically includes conveyance systems (e.g. drain inlets, catch basins, pipes, and channels), storage and infiltration systems (e.g. flood control basins, percolation basins), and more recently, structural treatment devices designed and installed specifically to remove suspended and dissolved pollutants from runoff (e.g., vegetated swales, dry detention basins, ponds and constructed wetlands, media filtration devices, and trash capturing devices). The size and variability of stormwater infrastructure, inconsistent quantity and timing of water flows, and propensity to carry and accumulate sediment, trash, and debris, makes these systems highly conducive to holding areas of standing water ideal for production of mosquitoes. Identification of the potential mosquito sources (often belowground) found within stormwater infrastructure is often more difficult than the solutions needed to minimize mosquitoes. Some of the information within this section has been adapted from Metzger (2004).

## **General Stormwater Management Mosquito Control BMPs**

- Manage sprinkler and irrigation systems to minimize runoff entering stormwater infrastructure.
- Avoid intentionally running water into stormwater systems by not washing sidewalks and driveways, washing cars on streets or driveways, etc.
- Inspect facilities weekly during warm weather for the presence of standing water or immature mosquitoes.
- Remove emergent vegetation and debris from gutters and channels that accumulate water.
- Consider mosquito production during the design, construction, and maintenance of stormwater infrastructure.
- Design and maintain systems to fully discharge captured water in 96 hours or less.
- Include access for maintenance in system design.



- Design systems with permanent water sources such as wetlands, ponds, sumps, and basins to minimize mosquito habitat and plan for routine larval mosquito inspection and control activities with the assistance of a local mosquito control program.

### **Stormwater Conveyance**

- Provide proper grades along conveyance structures to ensure that water flows freely.
- Inspect on a routine basis to ensure the grade remains as designed and to remove accumulations of sediment, trash, and debris.
- Keep inlets free of accumulations of sediment, trash, and debris to prevent standing water from backing up on roadways and gutters.
- Design outfalls to prevent scour depressions that can hold standing water.

### **Stormwater Storage and Infiltration Systems (Aboveground)**

- Design structures so that they do not hold standing water for more than 96 hours to prevent mosquito development. Features to prevent or reduce the possibility of clogged discharge orifices (e.g., debris screens) should be incorporated into the design. The use of weep holes is not recommended due to rapid clogging.
- Provide a uniform grade between the inlets and outlets to ensure that all water is discharged in 96 hours or less. Routine inspection and maintenance are crucial to ensuring the grade remains as designed.
- Avoid the use of electric pumps. They are subject to failure and often require permanent-water sumps. Structures that do not require pumping should be favored over those that have this requirement.
- Avoid the use of loose rock rip-rap that may hold standing water.
- Design distribution pumping and containment basins with adequate slopes to drain fully. The design slope should take into consideration buildup of sediment between maintenance periods.

### **Stormwater Structures with Permanent-Water Sumps or Basins (Belowground)**

- Where possible, seal access holes (e.g., pickholes in manhole covers) to belowground structures designed to retain water in sumps or basins to minimize



entry of adult mosquitoes. If using covers or screens, maximum allowable gaps of 1/16 inch (2 mm) will exclude entry of adult mosquitoes. Inspect barriers frequently and replace when needed.

- If the sump or basin is completely sealed against mosquitoes, with the exception of the inlet and outlet, the inlet and outlet should be completely submerged to reduce the available surface area of water for mosquitoes to lay eggs (female mosquitoes can fly through pipes).
- Where possible, design belowground sumps with the equipment necessary to allow for easy dewatering of the unit.
- Contact the local mosquito control program for advice with problem systems.

### **Stormwater Treatment Ponds and Constructed Treatment Wetlands**

- Whenever possible, stock stormwater ponds and constructed wetlands with mosquito-eating fish available from local mosquito control programs.
- Design and maintain accessible shorelines to allow for periodic maintenance and/or control of emergent and shoreline vegetation, and routine monitoring and control of mosquitoes. Emergent plant density should be routinely managed so mosquito predators can move throughout the vegetated areas and are not excluded from pond edges.
- Whenever possible, design and maintain deep zones in excess of four feet (1.2 m) to limit the spread of invasive emergent vegetation such as cattails. The edges below the water surface should be as steep as practicable and uniform to discourage dense plant growth that may provide immature mosquitoes with refuge from predators and increased nutrient availability.
- Use concrete or liners in shallow areas to discourage plant growth where vegetation is not necessary.
- Whenever possible, provide a means for easy dewatering if needed.
- Manage the spread and density of floating and submerged vegetation that encourages mosquito production (i.e., water hyacinth, water primrose, parrot's feather, duckweed, and filamentous algal mats).
- If possible, compartmentalize managed treatment wetlands so the maximum width of ponds does not exceed two times the effective distance (40 feet [12 m]) of land-based application technologies for mosquito control agents.

### **General Access Requirements for Stormwater Treatment Structures**

- All structures should be easily and safely accessible, without the need for special requirements (e.g., Occupational Safety and Health Administration - OSHA - requirements for "confined space"). This will allow for monitoring and, if necessary, abatement of mosquitoes.
- If utilizing covers, the design should include spring-loaded or lightweight access hatches that can be easily opened.
- Provide all-weather road access (with provisions for turning a full-size work vehicle) along at least one side of large aboveground structures that are less

than seven meters wide, or both sides if shore-to-shore distance is greater than seven meters. *Note:* Mosquito larvicides are applied with hand held equipment at small sites and with backpack or truck mounted high-pressure sprayers at large sites. The effective swath width of most backpack or truck-mounted larvicide sprayers is approximately 20-25 feet (6-7meters) on a windless day.

- Build access roads as close to the shoreline as possible to allow for maintenance and vector control crews to periodically maintain, control and remove emergent vegetation and conduct routine mosquito monitoring and abatement. Remove vegetation and/or other obstacles between the access road and the structure that might obstruct the path of larvicides to the water.
- Control vegetation (by removal, thinning, or mowing) periodically to prevent barriers to access.

## **Mosquito Control BMPs for Right of Ways and Easements**

Right of ways and easements for a variety of infrastructure exist throughout California. Roadways, power lines, pipelines, canals, bike paths, utility access, railroads, etc. have lands associated with them that may produce mosquitoes. It is the responsibility of the company or individual associated with the infrastructure to prevent a public nuisance arising from the property, including a mosquito problem. The lands are as varied as the terrain in California, but the mosquito breeding sites found on these properties will be similar to those found in other sections of this manual.

### **Inspection of Property and Identification of Mosquito Sources**

- Inspect property for standing water or evidence of standing water that may become mosquito sources.

### **Review and Implement Mosquito Control BMPs as Appropriate**

Some rights of way and easements are very long and may have multiple types of mosquito breeding sites that fall within every category listed below, others will have none. After inspecting the property, implement mosquito control BMPs found in the sections below.

- If the property is in an urban area and is managed as commercial property, please refer to the following section:
  - *Residential and landscaped properties*, see page 5.
- If the property is associated with an irrigation canal or similar rural water conveyance, please refer to the following sections:
  - *Rural properties*, see page 6.
  - *Wetlands*, see page 9.
- If the property is associated with a variety of habitats like a railroad or pipeline

right of way, please refer to the following sections:

- *Rural* properties, see page 6.
- *Wetlands*, see page 9.
  
- If the property is associated with a roadway or other structure that would require management of runoff water, please refer to the following section:
  - *Stormwater management* (associated BMPs), see page 14.

In many instances, right of ways and easements will simply fall to the local mosquito and vector control program or go completely unmanaged because they are very large and it is not possible to determine the responsible party.

## **Mosquito Control BMPs for Wastewater Treatment Facilities**

Wastewater treatment facilities are designed to collect, treat, and release nutrient rich highly organic water. These facilities implement practices appropriate to removing contaminants from wastewater, but which may be in direct conflict with BMPs intended to prevent development of mosquito larvae. Further, managers are under intense pressure to meet water quality standards in effluent water and are frequently concerned that mosquito control BMPs will jeopardize compliance with effluent standards.

Wastewater facilities often include features that can produce mosquitoes. Examples include 1) a series of treatment or evaporation ponds, 2) the use of tules or other emergent vegetation to remove contaminants, 3) aerated and non-aerated ponds with emergent vegetation around the edges or throughout, 4) cracks and openings in crusted waste matter on the surface of treatment ponds, and 5) abandoned or unused pond basins that frequently hold shallow water. Certain activities may also create or enhance mosquito habitat including 1) allowing evaporation of wastewater from treatment ponds for maintenance or as a standard treatment method, 2) release of wastewater into marshes or floodplains for evaporation or infiltration, and 3) distribution of sludge onto irrigated agricultural lands.

For mosquito control around buildings and grounds, consult the *residential and landscape* section of this document. Similarly, many BMPs included in the *wetlands and dairy* sections of this document are pertinent to wastewater management facilities, particularly those sections related to construction and management of treatment ponds and wetlands and the use and distribution of wastewater or sludge onto agricultural lands. For mosquito control related to wastewater collection, conveyance, and distribution consult the *stormwater management* section of this manual.

- Monitor all treatment ponds for mosquito larvae – particularly in areas of emergent vegetation.
- Remove emergent vegetation from edges of aerated ponds.
- Immediately incorporate sludge into soil through plowing or disking.
- Insure all water distributed onto evaporation ponds dries completely in less than 96 hours.

- Check abandoned ponds or tanks weekly to ensure they are completely dry.
- Use mechanical agitation to prevent the formation of any crust on treatment ponds or tanks.
- Work closely with a local vector control program. If there is no local vector control agency, consult the closest vector control program, the local public health officer, or CDPH to prevent or abate a mosquito problem from the facility.

## **Mosquito Control BMPs for Wildlands – Undeveloped Areas**

California encompasses about 100 million acres (40 million hectares) of land. Approximately 75 million acres (30 million hectares) are classified as wildlands, which include all undeveloped and non-cultivated property in the state. In many cases the properties are remote and mosquito control is neither feasible nor warranted. However, if you own a property that is near a town or are aware of a mosquito problem at the property, you may wish to contact the closest vector control program or CDPH to determine what if anything can be done to alleviate the problem.

### **Mosquito Control BMPs that May be Applicable to Wildlands**

- Conduct routine mosquito surveillance by looking for immature mosquitoes in the water. Apply EPA-registered products (typically containing Bti, Bs, or methoprene) to control mosquito larvae.
- Evaluate reports of mosquito annoyance from visitors or the public, and if possible work with a local mosquito control program to be notified if there is an adult mosquito problem on or near your property.
- After a rainfall, pay particular attention to temporary water sources and ponds that rise. Treat sources with mosquito control products if needed.
- Stock ornamental ponds and other water features with mosquitofish available from local mosquito control programs. However, their use is restricted in natural bodies of water or in water features that drain into natural bodies of water. Land managers must consult with the local mosquito control agencies regarding proper use of mosquitofish or other available biological control agents.  
Work closely with a local mosquito control program to accurately identify, map, and monitor areas that may produce mosquitoes; and tailor control measures for each site, contingent on the species of mosquitoes that are present.
- Implement personal protective measures
  - Provide visitors and guests with information regarding the risk of mosquito-borne disease transmission and personal protective measures.
  - Install and maintain tight-fitting window and door screens on buildings.
  - If possible, minimize outdoor activities at dawn and dusk when mosquitoes are the most active.
  - Wear protective clothing such as long-sleeved shirts and long pants when going into mosquito-infested areas.
  - Use mosquito repellent when necessary, carefully following the directions on the label.

## Evaluation of the Efficacy of BMPs

Landowners can easily evaluate the efficacy of the mosquito control BMPs they have implemented. You can do a simple evaluation as follows:

- Immature mosquitoes: Look for immature mosquitoes in standing water on your property – if the number is decreasing noticeably or immature mosquitoes can not be found, the BMPs you have implemented are working.
- Adult mosquitoes: Simply be aware of the level of mosquito annoyance you experience and ask guests or employees about their experience with regard to mosquitoes. People become accustomed to a certain level of mosquito activity and commonly notice increases or decreases in that level. If the annoyance level is increasing, you have more work to do; if the number is decreasing or mosquitoes are not noticeable – good job! The BMPs you have implemented are working.


The best way to evaluate the effectiveness of BMPs is through a comprehensive surveillance program of larval dipping and adult mosquito trapping, including species identification. Some important strengths of local mosquito control programs are their ability to evaluate treatment options, estimate treatment costs, recommend and implement those BMPs most appropriate for a property. Local mosquito abatement programs also are familiar with indigenous mosquito species and therefore know the type of habitat those mosquitoes come from, often monitor adult populations, and can identify if there is a mosquito problem in a particular area. Landowners can make substantial progress in solving mosquito problems on their own, but if possible, they should work closely with a local mosquito control program to implement and evaluate mosquito control BMPs.



# Vector Control Service Coverage in California



CDPH disclaims any warranty or warranty for fitness of use for a particular purpose, expressed or implied, with respect to this data. CDPH disclaims any responsibility for the accuracy or completeness of this data. The mapped data does not constitute a legal survey.


**CDPH-VBDS**  
 NAD83 California Teale All  
 last update: March 2012



**Table 1: Mosquito Control Agencies in California**

COUNTY	AGENCY	WEBSITE or ADDRESS	TELEPHONE
ALAMEDA	ALAMEDA CO MAD	<a href="http://www.mosquitoes.org">http://www.mosquitoes.org</a>	(510) 783-7744
ALAMEDA	ALAMEDA CO VCSD	<a href="http://www.acvcسد.org">http://www.acvcسد.org</a>	(510) 567-6800
AMADOR	AMADOR CO ENV HEALTH DEPT	<a href="http://www.co.amador.ca.us/index.aspx?page=385">http://www.co.amador.ca.us/index.aspx?page=385</a>	(209) 223-6487
BUTTE	BUTTE CO MVCD	<a href="http://www.bcmvcd.com/">http://www.bcmvcd.com/</a>	(530) 533-6038
BUTTE	DURHAM MAD	PO Box 386, Durham, CA 95938	(530) 345-2875
BUTTE	OROVILLE MAD	PO Box 940, Oroville, CA 95965	(530) 534-8383
CALAVERAS	SADDLE CREEK CSD	<a href="http://www.saddlecreekcsd.org">http://www.saddlecreekcsd.org</a>	(209) 785-0100
COLUSA	COLUSA MAD	PO Box 208, Colusa, CA 95932	(530) 458-4966
CONTRA COSTA	CONTRA COSTA MVCD	<a href="http://www.contracostamosquito.com/">http://www.contracostamosquito.com/</a>	(925) 771-6100
EL DORADO	CO OF EL DORADO CO ENV. MGT. DEPT.	<a href="http://www.edcgov.us/VectorControl/">http://www.edcgov.us/VectorControl/</a>	(530) 573-3450
FRESNO	COALINGA-HURON MAD	P. O. Box 278, Coalinga, CA 93210	(559) 935-1907
FRESNO	FRESNO MVCD	<a href="http://www.fresnomosquito.org">http://www.fresnomosquito.org</a>	(559) 268-6565
FRESNO	FRESNO WESTSIDE MAD	PO Box 125, Firebaugh, CA 93622	(559) 659-2437
FRESNO / KINGS	CONSOLIDATED MAD	<a href="http://www.mosquitobuzz.net">http://www.mosquitobuzz.net</a>	(559) 896-1085
GLENN	GLENN CO MVCD	165 County Rd. G, Willows, CA 95988	(530) 934-4025
IMPERIAL	IMPERIAL CO VCP	<a href="http://www.icphd.org/sub.php?menu_id=307">http://www.icphd.org/sub.php?menu_id=307</a>	(760) 336-8530
INYO	INYO COUNTY DEPT OF AG OWENS VALLEY MAP	<a href="http://www.inyomonoagriculture.com/ovmap.html">http://www.inyomonoagriculture.com/ovmap.html</a>	(760) 873-7853
KERN	DELANO MAD	PO Box 220, Delano, CA 93216	(661) 725-3114
KERN	KERN MVCD	4705 Allen Road, Bakersfield, CA 93314	(661) 589-2744
KERN	SOUTH FORK MAD	P. O. Box 750, Kernville, CA 93238	(760) 376-4268



<b>COUNTY</b>	<b>AGENCY</b>	<b>WEBSITE or ADDRESS</b>	<b>TELEPHONE</b>
KERN	WEST SIDE MVCD	PO Box 205, Taft, CA 93268	(661) 763-3510
KINGS	KINGS MAD	PO Box 907, Hanford, CA 93232	(559) 584-3326
LAKE	LAKE CO VCD	<a href="http://www.lcvcd.org">http://www.lcvcd.org</a>	(707) 263-4770
LOS ANGELES	ANTELOPE VALLEY MVCD	<a href="http://www.avmosquito.org">http://www.avmosquito.org</a>	(661) 942-2917
LOS ANGELES	COMPTON CREEK MAD	1224 S. Santa Fe Avenue, Compton, CA 90221	(310) 933-5321
LOS ANGELES	GREATER LOS ANGELES CO VCD	<a href="http://glacvcd.org">http://glacvcd.org</a>	(562) 758-6501
LOS ANGELES	LONG BEACH CITY DHHS	<a href="http://www.longbeach.gov/health/eh/vector/">http://www.longbeach.gov/health/eh/vector/</a>	(562) 570-4170
LOS ANGELES	LOS ANGELES CO DHS, VMP	<a href="http://www.lapublichealth.org/eh/SSE/Vector_Management/vecman.htm">http://www.lapublichealth.org/eh/SSE/Vector_Management/vecman.htm</a>	(626) 430-5450
LOS ANGELES	LOS ANGELES CO WEST VCD	<a href="http://www.lawestvector.org">http://www.lawestvector.org</a>	(310) 915-7370
LOS ANGELES	PASADENA CITY HD	<a href="http://www.cityofpasadena.net/publichealth/environmental_health_services/">http://www.cityofpasadena.net/publichealth/environmental_health_services/</a>	(626) 744-6062
LOS ANGELES	SAN GABRIEL VALLEY MVCD	<a href="http://www.sgvmosquito.org">http://www.sgvmosquito.org</a>	(626) 814-9466
MADERA	MADERA CO MVCD	<a href="http://maderamosq.org/">http://maderamosq.org/</a>	(559) 674-6729
MARIN / SONOMA	MARIN / SONOMA MVCD	<a href="http://www.msamosquito.com/">http://www.msamosquito.com/</a>	(707) 285-2204
MERCED	MERCED CO MAD	<a href="http://mcmosquito.org/">http://mcmosquito.org/</a>	(209) 722-1527
MODOC	CA PINES CSD	HCR Box 43002, Alturas, CA 96101	(530) 233-2766
MODOC	CITY OF ALTURAS	<a href="http://www.cityofalturas.org">http://www.cityofalturas.org</a>	(530) 223-2377
MONO	JUNE LAKE PUD	P. O. Box 99, June Lake, CA 93529	(760) 648-7778
MONO	MAMMOTH LAKES MAD	PO Box 1943, Mammoth Lakes, CA 93546	(760) 924-8240
MONTEREY	NORTHERN SALINAS VALLEY MAD	<a href="http://www.montereycountymosquito.com/Site/Welcome.html">http://www.montereycountymosquito.com/Site/Welcome.html</a>	(831) 422-6438
NAPA	NAPA CO MAD	<a href="http://www.napamosquito.org">http://www.napamosquito.org</a>	(707) 553-9610
NEVADA	NEVADA COUNTY COMMUNITY DEVELOPMENT AGENCY	<a href="http://www.mynevadacounty.com/nc/cda/eh/Pages/West-Nile-virus-Information.aspx">http://www.mynevadacounty.com/nc/cda/eh/Pages/West-Nile-virus-Information.aspx</a>	(530) 265-1500
ORANGE	ORANGE CO VCD	<a href="http://www.ocvcd.org">http://www.ocvcd.org</a>	(714) 740-4150

<b>COUNTY</b>	<b>AGENCY</b>	<b>WEBSITE or ADDRESS</b>	<b>TELEPHONE</b>
PLACER	PLACER MVCD	<a href="http://www.placermosquito.org">http://www.placermosquito.org</a>	(916) 380-5444
RIVERSIDE	BLYTHE CITY PWD	<a href="http://www.cityofblythe.ca.gov/index.aspx?NID=108">http://www.cityofblythe.ca.gov/index.aspx?NID=108</a>	(760) 922-6611
RIVERSIDE	COACHELLA VALLEY MVCD	<a href="http://www.cvmvcd.org">http://www.cvmvcd.org</a>	(760) 342-8287
RIVERSIDE	NORTHWEST MVCD	<a href="http://www.northwestmosquitovector.org/Northwest_MVCD/Home.html">http://www.northwestmosquitovector.org/Northwest_MVCD/Home.html</a>	(951) 340-9792
RIVERSIDE	RIVERSIDE CITY PWD	<a href="http://www.riversideca.gov/pworks/vector-control.asp">http://www.riversideca.gov/pworks/vector-control.asp</a>	(909) 351-6127
RIVERSIDE	RIVERSIDE CO DEH, VCP	<a href="http://www.rivcoeh.org/opencms/rivcoeh/ProgServices/Food_Program/Vector.html">http://www.rivcoeh.org/opencms/rivcoeh/ProgServices/Food_Program/Vector.html</a>	(909) 358-5172
SACRAMENTO / YOLO	SACRAMENTO-YOLO MVCD	<a href="http://www.fightthebite.net">http://www.fightthebite.net</a>	(916) 685-1022
SAN BERNARDINO	SAN BERNARDINO CO VCP	<a href="http://www.sbcounty.gov/ehlus/Depts/VectorControl/mosquito_and_vector_control_home.aspx">http://www.sbcounty.gov/ehlus/Depts/VectorControl/mosquito_and_vector_control_home.aspx</a>	(909) 387-4688
SAN BERNARDINO	WEST VALLEY MVCD	<a href="http://www.wvmosquito.org">http://www.wvmosquito.org</a>	(909) 635-0307
SAN DIEGO	SAN DIEGO CO DEH, VSC	<a href="http://www.sdcounty.ca.gov/deh/pests/vector_disease.html">http://www.sdcounty.ca.gov/deh/pests/vector_disease.html</a>	(858) 694-2888
SAN FRANCISCO	SAN FRANCISCO DPH	<a href="http://www.sfdph.org/dph/EH/Vector/default.asp">http://www.sfdph.org/dph/EH/Vector/default.asp</a>	(415) 252-3988
SAN JOAQUIN	SAN JOAQUIN CO MVCD	<a href="http://sjmosquito.org">http://sjmosquito.org</a>	(209) 982-4675
SAN MATEO	SAN MATEO CO MVCD	<a href="http://www.smcmad.org">http://www.smcmad.org</a>	(650) 344-8592
SAN MATEO	SOUTH BAYSIDE SYSTEM AUTHORITY	<a href="http://www.sbsa.org/">http://www.sbsa.org/</a>	(650) 594-8411
SANTA BARBARA	SANTA BARBARA COASTAL VCD	<a href="http://www.sbcvcd.org">http://www.sbcvcd.org</a>	(805) 969-5050
SANTA CLARA	SANTA CLARA CO VCD	<a href="http://www.sccgov.org/portal/site/vector">http://www.sccgov.org/portal/site/vector</a>	(408) 918-4770
SANTA CRUZ	SANTA CRUZ CO MVCD	<a href="http://www.agdept.com/mvc.html">http://www.agdept.com/mvc.html</a>	(831) 454-2590
SHASTA	BURNEY BASIN MAD	PO Box 1049, Burney, CA 96013	(530) 335-2133
SHASTA	PINE GROVE MAD	PO Box 328, MacArthur, CA 96056	(530) 336-5740
SHASTA	SHASTA MVCD	<a href="http://www.shastamosquito.org/">http://www.shastamosquito.org/</a>	(530) 365-3768
SOLANO	SOLANO CO MAD	<a href="http://www.solanomosquito.com">http://www.solanomosquito.com</a>	(707) 437-1116

<b>COUNTY</b>	<b>AGENCY</b>	<b>WEBSITE or ADDRESS</b>	<b>TELEPHONE</b>
STANISLAUS	EAST SIDE MAD	<a href="http://www.eastsidemosquito.com">http://www.eastsidemosquito.com</a>	(209) 522-4098
STANISLAUS	TURLOCK MAD	<a href="http://mosquitoturlock.com">http://mosquitoturlock.com</a>	(209) 634-8331
STATEWIDE	CALIFORNIA DEPARTMENT OF PUBLIC HEALTH VECTOR-BORNE DISEASE SECTION	<a href="http://www.westnile.ca.gov/">http://www.westnile.ca.gov/</a>	(916) 552-9730
SUTTER / YUBA	SUTTER-YUBA MVCD	<a href="http://www.sutter-yubamvcd.org/">http://www.sutter-yubamvcd.org/</a>	(530) 674-5456
TEHEMA	TEHAMA CO MVCD	PO Box 1005, Red Bluff, CA 96080	(530) 527-1676
TULARE	DELTA VCD	<a href="http://www.deltavcd.com">http://www.deltavcd.com</a>	(559) 732-8606
TULARE	TULARE MAD	6575 Dale Fry Road, Tulare, CA 93274	(559) 686-6628
VENTURA	MOORPARK CITY VCD	<a href="http://ci.moorpark.ca.us/cgi-bin/htmos.exe/03565.1.14766059450000012944">http://ci.moorpark.ca.us/cgi-bin/htmos.exe/03565.1.14766059450000012944</a>	(805) 517-6248
VENTURA	VENTURA CO EHD	<a href="http://www.ventura.org/rma/envhealth/technical-services/vector/index.html">http://www.ventura.org/rma/envhealth/technical-services/vector/index.html</a>	(805) 654-2818

## Appendix A Mosquito Control and Arbovirus Surveillance

### Mosquito Control Practices

Mosquito control agencies and private landowners in California work cooperatively to implement an integrated pest management (IPM) approach to mosquito control. Source reduction (eliminating the places where mosquito larvae hatch and develop) is the most effective way of preventing adult mosquitoes; however, it may be possible to eliminate mosquito production from a source through other modifications of habitat and/or water management. Biological control agents, including native or introduced predators, are often utilized in combination with water management practices. Pesticides are an important part of an IPM program and mosquito specific larval control pesticides are often used to supplement other source reduction activities. When source reduction and larval control have not adequately reduced the mosquito population, the application of pesticides to control adult mosquitoes may be necessary. Personnel working for vector control agencies who apply pesticides in California are certified by California Department of Public Health (CDPH) after demonstrating the knowledge necessary to control mosquitoes safely and effectively using IPM techniques.

### Larval Control

Larval control is the foundation of most mosquito control programs in California. Whereas adult mosquitoes are widespread in the environment, larvae must have water to develop; control efforts therefore can be focused on aquatic habitats. Minimizing the number of adults that emerge is crucial to reducing the incidence and risk of disease. The three key components of larval control are environmental management, biological control, and chemical control.

### Environmental Management

Manipulating or eliminating potential mosquito breeding sources can provide dramatic reductions in mosquito populations. There are three levels of environmental management.

1. Source elimination: This approach completely eliminates potential habitats for mosquitoes. This strategy is generally limited to artificial habitats created by urbanization. Examples of source elimination include emptying or turning over containers holding water, filling in holes containing water with sand or gravel, cleaning drainage ditches of debris, and covering or inverting structures and vessels that could hold water.
2. Source reduction: This strategy aims to alter and sometimes eliminate available habitat for larvae which substantially reduces mosquito breeding and the need for

repeatedly applying pesticides. Unlike source elimination, standing water may exist but the total amount of water, or the time the water is left standing, is greatly reduced. Source reduction may require some maintenance (see below) to prevent further mosquito breeding. Examples of source reduction include limiting the growth of emergent vegetation in wetlands and ponds, constructing drainage ditches to remove water from areas prone to flooding, and clearing stormwater channels of silt and debris. Routine larval monitoring can indicate whether these efforts are effective or need further action.

3. Source maintenance: When eliminating or significantly altering mosquito breeding sources is prohibited and/or inappropriate, reducing the number of sheltered, predator-free habitats while having minimal impact on the surrounding environment can make an area unsuitable for mosquitoes. Source maintenance can include water management, vegetation management, wetland infrastructure maintenance, and wetland restoration. Strategic, focused plans must be developed for each site.

### Biological Control

Biological control uses predators, parasites, or pathogens to reduce populations of mosquito larvae and is often combined with environmental management to enhance results. The mosquitofish (*Gambusia affinis*) has been used to control mosquitoes in California since 1921 and is the most widely used biological control agent in the world. These small fish are effective against mosquito larvae because they grow and reproduce rapidly, feed at the water surface where mosquito larvae are found, and tolerate a wide range of temperature and water quality.

Other fish are occasionally used with mixed success. Fish are most effective in permanent ponds and wetlands, but are also used in rice fields and stormwater canals with permanent water. Many local mosquito control agencies propagate mosquito-eating fish.

Although many other animals have been tested for mosquito control, and in natural wetlands predation is an important factor in reducing mosquito production, biological control by the intentional addition of mosquito predators other than mosquitofish is largely experimental rather than operational.

### Chemical Control

Pesticides that control mosquito larvae are called larvicides. Four types of larvicides (bio-rational, surface films, growth regulators, and chemical products) encompassing seven active ingredients are registered for use in California. Larvicides are applied by hand, from hand-held or vehicle-mounted engine-driven blowers, or by aircraft, depending on the product, the formulation, and the target habitat. Applicators of any of these products must be certified by the CDPH or an appropriate regulatory authority.

## 1. Bio-rational products

Bio-rational products exploit insecticidal toxins found in certain naturally occurring bacteria. These bacteria are cultured in mass and packaged in various formulations. The bacteria must be ingested by mosquito larvae so the toxin is released. Therefore bio-rational products are only effective against larvae since pupae do not feed. The bacteria used to control mosquito larvae have no significant effects on non-target organisms when applied for mosquito control in accordance with product labels.

Two products that are used against mosquito larvae singly or in combination are *Bacillus thuringiensis israelensis* (Bti) and *Bacillus sphaericus* (Bs). Manufactured Bti contains dead bacteria and remains effective in the water for 24 to 48 hours; some slow release formulations provide longer control. In contrast, Bs products contain spores that in favorable conditions remain effective for more than 30 days. Both products are safe enough to be used in water that is consumed by humans.

Another bio-rational product available for mosquito control is derived from the soil bacterium *Saccharopolyspora spinosa*, which produces natural metabolites called spinosyns during fermentation. These metabolites are lethal to mosquito larvae when ingested or by contact. The most active metabolites are formulated into a product called "spinosad". The product affects the central nervous system of the mosquito causing uncontrolled nervous impulses, ultimately killing the larvae.

## 2. Surface agents

Mosquito larvae and pupae breathe through tubes called "siphons" that extend above the water surface. Surface agents such as highly refined mineral oils or monomolecular films (alcohol derivatives) can spread across the surface of the water to prevent mosquitoes from breathing. Depending on the product, the film may remain on the water's surface from a few hours to a few days. Surface films are the only available products that are effective against very late stage larvae and pupae.

## 3. Insect growth regulators

Insect growth regulators (IGRs) disrupt the physiological development of larvae thus preventing adults from emerging. The two products currently used for controlling mosquito larvae are methoprene and diflubenzuron.

The effective life of these products varies with the formulation. Methoprene can be applied in granular, liquid, pellet, or briquette formulation. Methoprene has minimal non-target effects and no use restrictions. Diflubenzuron is rarely used in California because it may affect growth of non-target aquatic invertebrates. IGRs for mosquito control can be used in sources of water that are consumed by humans.

#### 4. Chemical larvicides

Chemical pesticides are rarely used to control mosquito larvae. Organophosphate larvicides are used infrequently because of their potential non-target effects and label restrictions. The organophosphate pesticides temephos and malathion are registered for use as larvicides in California. However, malathion is currently used exclusively for adult mosquito control in the state. Temephos can be safely and effectively used to treat temporary water or highly polluted water where there are few non-target organisms and/or livestock are not allowed access. The efficacy of temephos may be up to 30 days depending on the formulation.

#### **Adult Control**

IPM mosquito control programs initiate adult mosquito control when action levels or thresholds are reached or exceeded. Thresholds are based on local sampling of the adult mosquito population and/or when the risk of mosquito-borne disease increases above levels established by a local agency, often following guidelines established in the California Mosquito-borne Virus Surveillance and Response Plan. Thresholds are an integral component of mosquito control because they provide a range of predetermined actions based on quantified data. Thresholds also establish expectations and boundaries for responses that ensure appropriate mosquito control activities are implemented at the appropriate time. The threshold for adult mosquito control depends on several factors including:

- How local citizens tolerate nuisance mosquitoes by evaluating public service requests.
- Overall mosquito abundance.
- Presence of mosquito-borne disease in the region.
- Abundance of mosquito species that are vectors of disease.
- Local acceptance of adult mosquito control activities.
- Climate data.

Adult mosquitoes can only be controlled with adulticides. Many mosquito control programs in California include adulticiding as an integral component of their IPM program. Adulticiding falls into two categories – barrier applications and ultra-low volume (ULV) applications. Barrier applications target resting mosquitoes by applying pesticides to vegetation and structures. Barrier applications typically cover relatively small areas and are applied to alleviate specific problems rather than an area wide adult mosquito problem.

ULV applications are used to control adult mosquitoes over large areas. An “ultra-low volume” (typically less than 2 oz / acre [140 ml / ha] total volume) of tiny oil or water droplets carrying an insecticide are emitted from specialized equipment mounted to trucks or aircraft. The droplets kill adult mosquitoes on contact. ULV applications are made after sunset or before sunrise to coincide with the time that mosquitoes are most

active, when non-target insects are least active, and when temperature inversions are most likely to occur. These applications are employed when mosquito populations must be reduced immediately to halt disease transmission. Multiple applications in a particular area may be utilized when the objective is to kill a high enough proportion of older adult mosquitoes to break a disease transmission cycle.

Adverse effects from ULV applications are rare; however, people with health problems should be aware when and where the applications are being conducted. This information can be obtained by contacting the local vector control agency. Chemicals currently registered for ULV applications against mosquitoes in California (as of June, 2010) include organophosphates (e.g., malathion and naled), pyrethrins, (e.g., pyrethrum) and pyrethroids (e.g., resmethrin, sumithrin, permethrin, and etofenprox). With the exception of the active ingredient etofenprox, formulations of both pyrethrins and pyrethroids include the synergist piperonyl butoxide (PBO), which increases their activity against mosquitoes.

### 1. Organophosphates

Malathion and naled are neurotoxins that act by blocking the enzyme cholinesterase, inhibiting neurologic transmission. Malathion or naled may be used as rotational products with pyrethroid insecticides to help prevent development of pesticide resistance.

### 2. Pyrethrins

Pyrethrins and pyrethroids are neurotoxins that act by causing uncontrolled firing of neurons. Pyrethrum is a natural insecticide derived from chrysanthemum flowers. Adult mosquitoes are rapidly paralyzed and killed on contact. Pyrethrins are degraded rapidly by sunlight and chemical processes. Residual pyrethrins from ULV applications typically remain less than one day on plants, soil, and water.

### 3. Pyrethroids

Pyrethroids are manufactured pyrethrins. They have very low toxicity to birds and mammals but are toxic to fish if misapplied.





Compounds currently approved for larval and adult mosquito control in California are listed in Appendix B.

## **Mosquito Surveillance**

### **Mosquito and Mosquito-Borne Disease Monitoring**

Monitoring mosquito populations and mosquito-borne disease levels provides the necessary data to make informed management decisions.

The application of any pesticide to control mosquitoes in an IPM program is done after establishing the need to do so through mosquito population monitoring (surveillance).

Larval mosquito surveillance is the process of identifying and checking likely larval developmental sites for immature mosquitoes and treating the water to kill the mosquitoes prior to them emerging as flying, biting adults.

Adult mosquito surveillance is accomplished through a network of traps and through mosquito annoyance reports. Adult mosquito surveillance is a critical component of determining where mosquitoes are coming from, the potential for disease transmission in an area, and the need for adult mosquito control. Districts also use adult surveillance as a feedback or quality control mechanism to determine how effective the overall program is in reducing mosquito populations. Trapping adult mosquitoes and submitting those mosquitoes to test for diseases is often one component of a mosquito-vector disease surveillance program. Collecting baseline data on mosquito populations and mosquito-borne disease also helps target educational efforts.

### **Mosquito Surveillance Techniques**

#### 1. Larval surveillance

Larval surveillance is the routine sampling of aquatic habitats for developing mosquitoes. The primary tool is the “dip count” which indicates whether a habitat is producing mosquitoes and estimates larval density. A one-pint cup attached to a long handle is used to collect a standard volume of water (“dip sample”). The “dip count” may be expressed as the number of immature (larvae and pupae) mosquitoes per dip, per unit volume, or per unit surface area of the site.

#### 2. Adult surveillance

Several types of traps are used for adult surveillance, because mosquitoes are attracted to different traps depending on their species, sex, and physiological condition. The most common traps use light, carbon dioxide, water for egg laying, and a resting area. Trapped adults provide information about local distribution,

density, and identity. The size of an adult mosquito population can also be assessed by the number and distribution of service requests from the public. Data are used to help locate new sources of mosquitoes or known sources with a recurrent problem

### **Annoyance Biting**

Many species of mosquitoes are not important as vectors of disease, but can cause serious injury and discomfort to humans and animals. Each time a female mosquito pierces the skin to take blood, she contaminates the wound with her saliva, creating the potential for a mild allergic reaction. The common symptom of mosquito bites is irritated and swollen skin surrounding the bite with persistent itching for several days. Scratching these bites to alleviate the itching can result in secondary bacterial infections. In addition, when mosquito populations explode, the sheer number of mosquitoes attempting to bite can make life miserable.

### **Mosquitoes as Disease Vectors**

Mosquitoes are the most important insect vectors of disease worldwide, causing millions of human deaths every year. Mosquito-borne pathogens are typically transmitted or “vectored” when a mosquito ingests a disease causing organism, the organism reproduces inside the mosquito, and is subsequently injected along with saliva into another animal or human host. The potential or “competence” to vector any particular disease causing organism varies greatly among mosquito species.

California has a long history of mosquito-borne disease. Mosquito control programs were first developed in the early 1900s to combat malaria and other diseases, and to reduce populations of nuisance mosquitoes. Currently, there are 12 mosquito-borne viruses recognized in California; however, only West Nile virus (WNV), western equine encephalomyelitis (WEE), and Saint Louis encephalitis (SLE) are significant threats to public health. Global trade and travel will continue to provide an avenue for introducing or re-introducing other mosquito-borne pathogens and their vectors into California and the United States. The diseases of greatest concern include Japanese encephalitis, dengue, yellow fever, Rift Valley fever, chikungunya, Venezuelan encephalitis, and malaria.

### **Virus Surveillance**

In 2000, CDPH collaborated with the University of California, Davis, the California Department of Food and Agriculture, local mosquito and vector control agencies, and other state and local agencies to develop a comprehensive statewide surveillance program to detect and monitor WNV activity. More than 70 local mosquito and vector control districts and agencies, environmental health agencies, and county public health departments throughout California routinely contribute to the program. Surveillance includes testing for WNV infections in humans, horses, mosquitoes, wild birds, and “sentinel” chicken flocks located throughout California. The program also includes

testing dead birds reported by the public for infections with WNV. A special website (<http://www.westnile.ca.gov/>) and toll-free hotline (877-WNV-BIRD) were created and are maintained by CDPH to support this surveillance program. The information from the program allows CDPH and local agencies to identify conditions conducive to WNV transmission and areas with elevated risk. This information is used by local mosquito control agencies to reduce the threat of WNV transmission to humans.

## **Mosquito Transmitted Diseases**

Landowners throughout California, mosquito and vector control agencies, health departments, and CDPH work together to protect Californians from mosquito-borne diseases. Work to minimize the risk of disease transmission includes 1) comprehensive mosquito surveillance and control efforts on private and public lands, 2) agencies providing technical guidance and information to the medical and veterinary communities, and 3) educating the public about mosquitoes, the diseases they carry, and personal protective measures.

## **Encephalitis**

Several mosquito-borne viruses that occur in California can cause encephalitis. The majority of human infections with these viruses have no symptoms. Those with so-called mild symptoms can still have significant illness and face prolonged recovery, and severe cases can be fatal or cause permanent neurological damage. There are several species of mosquitoes in California that can transmit WNV, SLE, and WEE viruses to people and animals. The most important species belong to the genus *Culex*. Specifically *Cx. tarsalis*, *Cx. pipiens*, and *Cx. quinquefasciatus* are significant public health concerns because of their widespread distribution throughout the state, their proximity to humans, and their capacity as very efficient vectors.

## **West Nile Virus**

West Nile virus has become an endemic disease in California and like other encephalitic viruses, can cause serious illness. Many people who are infected do not get sick or may have a variety of symptoms that can include fever, head and body aches, nausea, vomiting, swollen lymph glands, and skin rash. Only about one in 150 infected people will develop a serious illness that may require hospitalization. Elderly people are at highest risk of developing the severe form of WNV and are at an increased risk of long-lasting physical and mental disorders. The severe form of the disease can be fatal.

## **Malaria**

Malaria is caused by four species of protozoa. The parasites destroy red blood cells causing severe fever and anemia. Left untreated, malaria can cause kidney failure, coma, and death. Malaria was once a common public health threat in California and

much of the southern United States, but it was eradicated by intensive mosquito control efforts and the discovery of anti-malarial drugs. However, the disease still occurs in many other countries worldwide, creating a perpetual risk of re-introduction, especially from infected travelers and immigrants. The *Anopheles* mosquitoes capable of transmitting malaria still occur in many areas of California.

### **Canine Heartworm**

Canine heartworm occurs worldwide. It is caused by a filarial nematode transmitted by *Aedes* and some *Culex* mosquitoes that can infect domestic dogs, wild canines (e.g., foxes, coyotes, wolves), and cats. The tiny worms migrate through the body to the heart and cause thickening and inflammation of the heart, which can lead to difficulty in breathing, chronic cough, vomiting, and can sometimes be fatal.

## Appendix B

### Compounds Approved for Mosquito Control in California

Pesticides used for mosquito control have been evaluated for this purpose by the U.S. Environmental Protection Agency (EPA) and found to pose minimal risks to human health and the environment when used according to label directions. For updated information on specific products approved for use in California, please refer to the California Department of Pesticide Regulation website: <http://www.cdpr.ca.gov/docs/label/labelque.htm>.

Mosquito and vector control programs that apply pesticides to a water of the United States for the purpose of controlling any vector are required to obtain a National Pollution Discharge Elimination System (NPDES) Permit for Biological and Residual Pesticide Discharges to Waters of the United States. More information on the permit, issued by the State Water Resources Control Board, can be found at: [http://www.waterboards.ca.gov/water\\_issues/programs/npdes/aquatic.shtml#davcp](http://www.waterboards.ca.gov/water_issues/programs/npdes/aquatic.shtml#davcp).

The components of this appendix have been adapted from the California Mosquito-Borne Virus Surveillance and Response Plan; please refer to the following website for more information: <http://www.westnile.ca.gov>.

The use of pesticides to control mosquitoes should be the last resort after BMPs outlined in this manual have been implemented. Individuals considering applying a pesticide must be adequately trained and always apply pesticides according to label directions. In California, local mosquito control agency employees must pass a testing and certification process through CDPH before they can apply pesticides to control mosquitoes. Similarly, commercial pesticide applicators must be appropriately certified by the California Department of Pesticide Regulation. Private landowners applying general use pesticides to control mosquitoes solely on their own property are not required to be certified; however, landowners have the same legal responsibility with regard to pesticide and environment related laws. Private citizens considering using pesticides should consult their County Agricultural Commissioner and the California Department of Fish and Game before application.

Examples of products containing specific active ingredients are provided below, but this is not an inclusive list nor constitutes product endorsement. For more information on pesticides and mosquito control, please refer to the U.S. EPA website: <http://www.epa.gov/pesticides/health/mosquitoes/mosquito.htm>.

#### Larvicides

1. *Bacillus thuringiensis*, subspecies *israelensis* (Bti: e.g., Aquabac 200G, VectoBac® 12AS, Teknar HP-D)  
Use: Approved for most permanent and temporary bodies of water.

- Limitations: Only works on actively feeding stages. Does not persist well in the water column.
2. *Bacillus sphaericus* (Bs: e.g., VectoLex® CG)
 

Use: Approved for most permanent and temporary bodies of water.

Limitations: Only works on actively feeding stages. Does not work well on all species. May persist and have residual activity in some sites.
  3. Spinosad (bacteria derived natural insecticide: e.g., Natular G)
 

Use: Approved for most permanent and temporary bodies of water.

Limitations: Only works on mosquito larvae.
  4. IGRs (Insect Growth Regulators)
    - a. (S)-Methoprene (e.g., Altosid® Pellets)
 

Use: Approved for most permanent and temporary bodies of water.

Limitations: Works best on older instars. Some populations of mosquitoes may show some resistance.
    - b. Diflurobenzuron (e.g., Dimilin®25W)
 

Use: Impounded tail water, sewage effluent, urban drains and catch basins.

Limitations: Cannot be applied to wetlands, crops, or near estuaries.
  5. Larviciding oils (e.g., GB-1111, BVA 2 Mosquito Larvicide Oil)
 

Use: Ditches, dairy lagoons, floodwater. Effective against all stages, including pupae.

Limitations: Consult with the California Department of Fish and Game for local restrictions.
  6. Monomolecular films (e.g., Agnique® MMF)
 

Use: Most standing water including certain crops.

Limitations: Does not work well in areas with unidirectional winds in excess of 10 mph.
  7. Organophosphate compounds
 

Temephos (e.g., Abate® 2-BG)

Use: Non-potable water; marshes; polluted water sites

Limitations: Cannot be applied to crops for food, forage, or pasture. This material may not be effective on some *Culex tarsalis* populations in the Central Valley.

## **Adulticides**

1. Organophosphate compounds
 

Note: Many *Culex tarsalis* populations in the Central Valley have shown resistance to OP pesticides at approved label rates.

  - a. Malathion (e.g., Fyfanon® ULV)
 

Use: May be applied by air or ground equipment over urban areas, some

crops including rice, wetlands.

Limitations: Paint damage to cars; toxic to fish, wildlife and bees; crop residue limitations restrict application before harvest.

- b. Naled (e.g., Dibrom<sup>®</sup> Concentrate, Trumpet<sup>®</sup> EC)

Use: Air or ground application on fodder crops, swamps, floodwater, residential areas.

Limitations: Similar to malathion.

- c. Chlorpyrifos (e.g., Mosquitomaster 412)

Use: Air or ground application in urban or recreational areas

Limitations: Not registered for use over agricultural commodities or grazing lands and may be toxic to bees, fish, and some wildlife.

2. Pyrethrins (natural pyrethrin products: e.g., Pyrenone<sup>®</sup> Crop Spray, Pyrenone<sup>®</sup> 25-5, Evergreen<sup>®</sup>)

Use: Wetlands, floodwater, residential areas, some crops.

Limitations: Do not apply to drinking water, milking areas; may be toxic to bees, fish, and some wildlife. Some formulations with synergists have greater limitations.

3. Pyrethroids (synthetic pyrethrin products containing deltamethrin, cyfluthrin, permethrin, resmethrin, sumithrin, or etofenprox: e.g., Suspend<sup>®</sup> SC, Tempo Ultra SC, Aqua-Reslin<sup>®</sup>, Scourge<sup>®</sup> Insecticide, Anvil<sup>®</sup> 10+10 ULV, and Duet, which also contains the mosquito exciter prallethrin)

Use: All non-crop areas including wetlands and floodwater.

Limitations: May be toxic to bees, fish, and some wildlife; avoid treating food crops, drinking water or milk production.

## PESTICIDES USED FOR LARVAL MOSQUITO CONTROL IN CALIFORNIA LARVICIDES

For updated information on specific products approved for use in California, please refer to the California Department of Pesticide Regulation website: <http://www.cdpr.ca.gov/docs/label/labelque.htm>

Active Ingredient	Trade name	EPA Reg. No.	MFG	Formulation	Application	Pesticide classification
<i>Bacillus sphaericus</i> , (Bs)	Spheratax SPH (50G) and WSP	84268-2	Adapco	Granule and Water soluble packet	Larvae	Biorational
<i>Bacillus sphaericus</i> , (Bs)	VectoLex CG and WSP	73049-20	Valent BioSciences	Granule and Water soluble packet	Larvae	Biorational
<i>Bacillus sphaericus</i> , (Bs)	VectoLex WDG	73049-57	Valent BioSciences	Water dispersible granule	Larvae	Biorational
<i>Bacillus thuringiensis</i> var. <i>israelensis</i> (Bti)	Aquabac 200G and Consume MP	62637-3	Becker Microbial	Granule	Larvae	Biorational
<i>Bacillus thuringiensis</i> var. <i>israelensis</i> (Bti)	Aquabac XT	62637-1	Becker Microbial	Liquid	Larvae	Biorational
<i>Bacillus thuringiensis</i> var. <i>israelensis</i> (Bti)	Bactimos PT	73049-452	Valent Biosciences	Granule	Larvae	Biorational
<i>Bacillus thuringiensis</i> var. <i>israelensis</i> (Bti)	Fourstar SBG	85685-1	Fourstar Microbials	Granule	Larvae	Biorational
<i>Bacillus thuringiensis</i> var. <i>israelensis</i> (Bti)	Summit Bti Briquets	6218-47	Summit Chemical	Briquet	Larvae	Biorational
<i>Bacillus thuringiensis</i> var. <i>israelensis</i> (Bti)	VectoBac 12AS	73049-38	Valent BioSciences	Liquid	Larvae	Biorational
<i>Bacillus thuringiensis</i> var. <i>israelensis</i> (Bti)	VectoBac G and GS	73049-10	Valent BioSciences	Granule	Larvae	Biorational
<i>Bacillus thuringiensis</i> var. <i>israelensis</i> (Bti)	VectoBac Tech. Powder	73049-13	Valent BioSciences	Technical powder	Larvae	Biorational
<i>Bacillus thuringiensis</i> var. <i>israelensis</i> (Bti)	VectoBac WDG	73049-56	Valent BioSciences	Technical powder	Larvae	Biorational
<i>Bacillus thuringiensis</i> var. <i>israelensis</i> (Bti)	Teknar HP-D	73049-404	Valent BioSciences	Liquid	Larvae	Biorational
<i>Bacillus thuringiensis</i> var. <i>israelensis</i> (Bti)	Teknar SC	73049-435	Valent BioSciences	Liquid	Larvae	Biorational
<i>Bs and Bti</i>	Vectomax G, CG, WSP	73049-429	Valent BioSciences	Granule and Packet	Larvae	Biorational
<i>Bs and Bti</i>	Fourstar Briquettes	83362-3	Fourstar Microbials	Briquette	Larvae	Biorational
<i>Spinosad</i>	Natular G	8329-80	Clarke	Granule	Larvae	Biorational
<i>Spinosad</i>	Natular 2EC	8329-82	Clarke	Liquid	Larvae	Biorational
<i>Spinosad</i>	Natular G30	8329-83	Clarke	Granule	Larvae	Biorational



<b>Active Ingredient</b>	<b>Trade name</b>	<b>EPA Reg. No.</b>	<b>MFG</b>	<b>Formulation</b>	<b>Application</b>	<b>Pesticide classification</b>
<i>Spinosad</i>	Natular T30	8329-85	Clarke	Tablet	Larvae	Biorational
<i>Spinosad</i>	Natular XRT	8329-84	Clarke	Tablet	Larvae	Biorational
Monomolecular film	Agnique MMF	53263-28	Cognis Corp.	Liquid	Larvae and pupae	Surface film
Monomolecular film	Agnique MMF G	53263-30	Cognis Corp.	Granule	Larvae and pupae	Surface film
Monomolecular film	Agnique MMF GPak 35	53263-30	Cognis Corp.	Water soluble packet	Larvae and Pupae	Surface film
Petroleum oil	BVA 2	70589-1	BVA Oils	Liquid	Larvae and pupae	Surface film
Petroleum oil	BVA Spray 13	55206-2	BVA Oils	Liquid	Larvae and pupae	Surface film
Petroleum oil	GB 1111	8329-72	Clarke	Liquid	Larvae and pupae	Surface film
Petroleum oil	Masterline Kontrol	73748-10	Univar	Liquid	Larvae and pupae	Surface film
Diflubenzuron	Dimilin 25W	400-465	Uniroyal Chemical	Wettable powder	Larvae	IGR
S-Methoprene	Altosid ALL	2724-392	Wellmark-Zoecon	Liquid	Larvae	IGR
S-Methoprene	Altosid Liquid Larvicide Concentrate	2724-446	Wellmark-Zoecon	Liquid concentrate	Larvae	IGR
S-methoprene	Altosid Briquets	2724-375	Wellmark-Zoecon	Briquet	Larvae	IGR
S-methoprene	Altosid Pellets	2724-448	Wellmark-Zoecon	Pellet-type granules	Larvae	IGR
S-methoprene	Altosid SBG	2724-489	Wellmark-Zoecon	Granule	Larvae	IGR
S-methoprene	Altosid XR	2724-421	Wellmark-Zoecon	Briquet	Larvae	IGR
S-methoprene	Altosid XR-G	2724-451	Wellmark-Zoecon	Pellet	Larvae	IGR
S-methoprene	Metalarv S-PT	73049-475	Wellmark-Zoecon	Pellet	Larvae	IGR
Temephos	Abate 2-BG	8329-71	Clarke	Granule	Larvae	OP

<b>Active Ingredient</b>	<b>Trade name</b>	<b>EPA Reg. No.</b>	<b>MFG</b>	<b>Formulation</b>	<b>Application</b>	<b>Pesticide classification</b>
Temephos	AllPro Provect 1G Larvicide	769-723	AllPro	Granule	Larvae	OP
Temephos	AllPro Provect 5G Larvicide	769-722	AllPro	Granule	Larvae	OP
Temephos	5% Skeeter Abate	8329-70	Clarke	Granule	Larvae	OP

## PESTICIDES USED FOR ADULT MOSQUITO CONTROL IN CALIFORNIA ADULTICIDES

For updated information on specific products approved for use in California, please refer to the California Department of Pesticide Regulation website: <http://www.cdpr.ca.gov/docs/label/labelque.htm>

Active Ingredient	Trade name	EPA Reg. No.	MFG	Formulation	Application	Pesticide classification
Malathion	Fyfanon® ULV	67760-34	Cheminova	Liquid	Adults	OP
Naled	Dibrom Concentrate	5481-480	AMVAC	Liquid	Adults	OP
Naled	Trumpet® EC	5481-481	AMVAC	Liquid	Adults	OP
Cyfluthrin	Tempo Ultra SC	432-1363	Bayer	Liquid	Adults	Pyrethroid
Deltamethrin	Suspend® SC	432-763	Bayer	Liquid	Adults	Pyrethroid
Permethrin	Aqua-Kontrol	73748-1	Univar	Liquid	Adults	Pyrethroid
Permethrin	Aqualeur 20-20	769-985	Value Garden Supply	Liquid	Adults	Pyrethroid
Permethrin	Aqua-Reslin®	432-796	Bayer	Liquid	Adults	Pyrethroid
Permethrin	Biomist® 4+4 ULV	8329-35	Clarke	Liquid	Adults	Pyrethroid
Permethrin	Biomist® 4+12 ULV	8329-34	Clarke	Liquid	Adults	Pyrethroid
Permethrin	Evoluer 4-4 ULV	760-982	Value Garden Supply	Liquid	Adults	Pyrethroid
Permethrin	Evoluer 30-30 ULV	760-983	Value Garden Supply	Liquid	Adults	Pyrethroid
Permethrin	Kontrol 2-2	73748-3	Univar	Liquid	Adults	Pyrethroid
Permethrin	Kontrol 4-4	73748-4	Univar	Liquid	Adults	Pyrethroid
Permethrin	Kontrol 30-30	73748-5	Univar	Liquid	Adults	Pyrethroid
Permethrin	Permanone® Ready-To-Use	432-1277	Bayer	Liquid	Adults	Pyrethroid
Permethrin	Permanone 31-66	432-1250	Bayer	Liquid	Adults	Pyrethroid
Permethrin	Perm-X UL 4-4	655-898	Prentiss	Liquid	Adults	Pyrethroid
Pyrethrins	Aquahalt	1021-1803	Clarke	Liquid	Adults	Pyrethroid
Pyrethrins	Evergreen 60-6	1021-1770	MGK	Liquid	Adults	Pyrethroid
Pyrethrins	Pyranone® 25-5	432-1050	Bayer	Liquid	Adults	Pyrethroid
Pyrethrins	Pyrenone® Crop Spray	432-1033	Bayer	Liquid	Adults	Pyrethroid
Pyrethrins	Pyrocide® 7067	1021-1199	Adapco	Liquid	Adults	Pyrethroid
Pyrethrins	Pyrocide® 7453	1021-1803	MGK	Liquid	Adults	Pyrethroid

<b>Active Ingredient</b>	<b>Trade name</b>	<b>EPA Reg. No.</b>	<b>MFG</b>	<b>Formulation</b>	<b>Application</b>	<b>Pesticide classification</b>
Pyrethrins	Pyroicide® 7395	1021-1570	MGK	Liquid	Adults	Pyrethroid
Pyrethrins	Pyroicide® 7396	1021-1569	MGK	Liquid	Adults	Pyrethroid
Pyrethrins	Pyronyl Crop Spray	655-489	Prentiss	Liquid	Adults	Pyrethroid
Pyrethrins	Pyronyl Oil 525	655-471	Prentiss	Liquid	Adults	Pyrethroid
Pyrethrins	Pyronyl Oil 3610A	655-501	Prentiss	Liquid	Adults	Pyrethroid
Resmethrin	Scourge® Insecticide (4%)	432-716	Aventis	Liquid	Adults	Pyrethroid
Resmethrin	Scourge® Insecticide (18%)	432-667	Aventis	Liquid	Adults	Pyrethroid
Sumithrin	Anvil® 2+2 ULV	1021-1687	Clarke	Liquid	Adults	Pyrethroid
Sumithrin	Anvil® 10+10 ULV	1021-1688	Clarke	Liquid	Adults	Pyrethroid
Sumithrin	AquaAnvil®	1021-1807	Clarke	Liquid	Adults	Pyrethroid
Prallethrin Sumithrin	Duet	1021-1795	Clarke	Liquid	Adults	Pyrethroid
Prallethrin Sumithrin	AcuaDuet	1021-2562-8329	Clarke	Liquid	Adults	Pyrethroid
Etofenprox	Zenivex E4 RTU	2724-807	Wellmark, Intl.	Liquid	Adults	Pyrethroid
Etofenprox	Zenivex E20	2724-791	Wellmark, Intl.	Liquid	Adults	Pyrethroid
Lambda-cyhalothrin	Demand CS	100-1066	Syngenta	Liquid	Adults	Pyrethroid

## **Appendix C**

### **Health and Safety Codes Pertinent to Mosquito Control**

In California, mosquito and vector control agencies are regulated by sections of the California Health and Safety (H&S) Code, Food and Agriculture Code, California Code of Regulations, and others. The following components of this appendix have been adapted from the Overview of Mosquito Control Practices in California, California Department of Public Health: <http://www.westnile.ca.gov/resources.php>

#### **Governing laws and regulations**

Many federal and state laws govern the activities of vector control agencies, including the Clean Water Act (CWA), the Endangered Species Act (ESA), and the Federal Insecticide Fungicide and Rodenticide Act (FIFRA). Pesticide application by vector control agencies in California is regulated under FIFRA. FIFRA is administered through the U.S. Environmental Protection Agency, and regulates the registration, labeling, and sales of pesticides in the United States.

The California H&S Code encourages the formation of local mosquito control programs to protect the public health, safety, and welfare (H&S Code Section 2001-b) Website link: <http://leginfo.ca.gov/cgi-bin/displaycode?section=hsc&group=01001-02000&file=2000-2007>. The legal responsibility of landowners in California to avoid causing a public nuisance, including mosquitoes is implied in the section. The potential consequences of failing to prevent a public nuisance are described in the Code sections listed below.

Under the H&S Code, local vector control agencies have the authority to conduct surveillance for vectors, prevent the occurrence of vectors, and legally abate production of vectors or public nuisance defined as “Any water that is a breeding place for vectors” and “Any activity that supports the development, attraction, or harborage of vectors, or that facilitates the introduction or spread of vectors.”(H&S Code Section 2002(j) and 2040). Vector control agencies also have authority to participate in review, comment, and make recommendations regarding local, state, or federal land use planning and environmental quality processes, documents, permits, licenses, and entitlements for projects and their potential effects with respect to vector production. (H&S Code Section 2041) Website link: <http://caselaw.lp.findlaw.com/cacodes/hsc/2040-2055.html>

Additionally, agencies have broad authority to influence landowners to reduce or “abate” the source of a vector problem. Actions may include imposing civil penalties of up to \$1000 per day plus costs associated with controlling the vector. Agencies have authority to “abate” vector sources on private and publicly owned properties. (H&S Code Sections 2060-2065). Website link: <http://caselaw.lp.findlaw.com/cacodes/hsc/2060-2067.html>

Mosquito and vector control programs that enter into a cooperative agreement with the California Department of Public Health are exempted from some pesticide related laws under Title 3 of the California Code of Regulations Section 6620. Specifically, these agencies are exempted from “Consent to Apply” (Title 3, California Code of Regulations, Section 6616), “Notice” (Title 3, California Code of Regulations, Section 6618), and the “Protection of Persons, Animals, and Property” (Title 3, California Code of Regulations, Section 6614). Essentially, these provisions obviate the vector control agency from having to notify or get permission from landowners prior to applying a pesticide to their property in the interest of preserving the public health. Website link: <http://www.cdpr.ca.gov/docs/legbills/calcode/030201.htm#a6620>

A vector control technician working at a vector control agency must be a “certified technician” or work under the direct supervision of a “certified technician” to apply pesticides. Vector control technicians achieve certification through an examination process administered by the California Department of Public Health.

Vector control agencies cannot use any pesticide not registered for use in California, and are required to keep detailed records of each pesticide application, including date, location, and amount applied. All pesticides must be applied in accordance with the labeling of the product as registered with the U.S. EPA.

## Appendix D

### Mosquitoes of California

The biology and key characteristics of the four major mosquito genera in California are described below.

#### ***Aedes***

There are about 80 species of *Aedes* mosquitoes in the continental United States; 24 species occur in California. Certain species are widespread, may occur in very large numbers, and are among the worst biting pests. *Aedes* mosquitoes do not lay their eggs directly on the surface of standing water. Instead, they lay single eggs on intermittently flooded surfaces such as the damp soil around irrigated pastures and fields, along the edges of coastal tidal marshes, and inside dry treeholes and containers. Eggs are extremely resistant to drying and will lie dormant on dry surfaces until flooding occurs (eggs of *Ae. vexans* have been documented to lie dormant for up to three years). This can lead to many generations of eggs in a given habitat if female mosquitoes lay successive batches of eggs before the area is flooded. When flooding occurs, large numbers of eggs hatch spontaneously and develop rapidly to adults. Although larval developmental sites vary greatly, the most productive include transient ground pools, flooded areas along overflowing streams, flood and stormwater control basins, intermittently flooded agricultural lands, and container habitats such as tree holes, wheel ruts, and discarded tires.

*Aedes* are primarily summer-breeding mosquitoes. Because of their rapid larval development in newly-flooded habitats, adults often emerge before predators can colonize the water source. Most *Aedes* complete two to several generations per year depending on the frequency of habitat flooding from natural and artificial events. Adults cannot survive in colder weather. Therefore the majority of *Aedes* overwinter as eggs.

Typically, *Aedes* mosquitoes found in California will not enter buildings and homes; however, they are strong fliers and are known to travel many miles from their aquatic developmental sites to search for hosts. *Aedes* mosquitoes are diurnal (i.e., active during the day) during mild weather, especially around shaded areas, but will also bite at dusk. Most *Aedes* females feed on large mammals like cattle and horses, but will readily feed on humans. *Aedes* mosquitoes are aggressive and persistent biters causing people and animals to avoid areas where their numbers are great. One example is the species *Ae. nigromaculis*, which are currently not known to vector disease, but are considered a serious pest because they will seek out human hosts and bite during the day when people are most likely to be outdoors and active.

#### ***Anopheles***

Approximately 22 species of *Anopheles* are found in the continental United States and of these, 5 occur in California. When feeding, *Anopheles* adults rest with their abdomens positioned at a distinct angle to the surface of the skin, whereas other species orient their bodies parallel. Females lay single floating eggs directly on the

surface of permanent or semi-permanent standing water. A female can lay successive batches of up to 300 eggs during the breeding season. Eggs are not resistant to drying and typically hatch within two-three days, although hatching may take up to two-three weeks in colder climates. Larvae develop in 12 to 20 days, but can take longer in cooler weather. Preferred larval habitats include clear, fresh seepage water in sunlit or partly shaded pools, wetlands, roadside ditches, rice fields, and poorly maintained water troughs.

Adult females bite at dusk and dawn and prefer to feed on mammals. Many *Anopheles* mosquitoes prefer to feed on rabbits, but will also feed on large mammals such as livestock and humans. In California, *Anopheles* species may undergo two or more generations per year. Most species over-winter in protected areas as mated females, resuming activity the following spring. These are among the first mosquitoes to emerge and bite humans each year.

Historically, *Anopheles freeborni*, the western malaria mosquito, was a vector of malaria in California. Currently, with the disease eradicated from California and the United States, it is considered a nuisance mosquito. This species is widespread throughout California and females will lay their eggs in any standing fresh water, although it is abundant in rice fields or other wetlands during late summer. While most adult mosquitoes stay within a few miles of their breeding source, they will migrate further when seeking hibernation sites in fall. This can lead to a large influx of mosquitoes from uncontrolled areas to residential areas during September and October.

### ***Culex***

*Culex*, with 11 species found throughout the state is the second largest genus of mosquitoes in California, second only to *Aedes*. Females can lay up to seven rafts of eggs over a two-month life span; each raft contains from 100-300 eggs which are laid on the surface of standing water. *Culex* larvae occur in a broad range of aquatic sites ranging from containers such as discarded tires, water barrels, and flower pots to clogged gutters, catch basins, and water for irrigation and urban wastewater. During summer and periods of drought, areas without regularly flowing water, street drainage systems, and contaminated streams, ponds and pools become productive larval habitats. *Culex* larvae are known for thriving in polluted sources of water with a high organic content.

*Culex* mosquitoes prefer to take blood meals at dusk or after dark and can be painful and persistent biters. *Culex* preferably feed on birds but also feed on mammals including humans and horses. They readily enter houses and buildings in search of a suitable host. Two or more generations of *Culex* can occur per year. Females that emerge in late summer will mate and overwinter until the following spring or mid-summer.

Several species of *Culex* can transmit viruses that can cause encephalitis (i.e., inflammation of the brain), including WNV, SLE, and WEE. These mosquitoes are



efficient and effective vectors of these diseases among birds, humans, horses and many other wild and domestic animals.

### ***Culex tarsalis***

*Culex tarsalis*, the Western encephalitis mosquito, is one of California's most important and efficient vectors of WNV, SLE, and WEE. This species is widespread in California. *Cx. tarsalis* prefer to lay their eggs on fresh or lightly polluted standing water such as rice fields, ditches, pastures, waste water ponds, and seasonal wetlands. Other more urban freshwater sources include ornamental ponds, storm drains, and flood control channels. Larvae usually develop into adults in approximately 8-14 days; warmer water can shorten the developmental period. *Cx. tarsalis* are active from spring through fall; however the population in the Central Valley peaks in June to July with a secondary, smaller peak in September coinciding with flooding of seasonal wetlands. *Cx. tarsalis* survive through the winter as adults in barns, culverts, caves, and similar dark, protected places.

Adult *Cx. tarsalis* can disperse a great distance up to 10-15 miles (16-24 km) in search of blood meals, generally traveling along riparian corridors, but most stay close to the site where they emerged. Adults rest by day in shaded areas such as animal burrows and treeholes. Females prefer feeding between dusk and dawn but may bite during the day in deep shade. Females obtain blood meals from birds or mammals and can transmit diseases between these groups.

### ***Culex pipiens* and *Culex quinquefasciatus***

*Culex pipiens* (the northern house mosquito) and *Culex quinquefasciatus* (the southern house mosquito) appear to be identical. *Cx. quinquefasciatus* occurs in Southern California, whereas *Cx. pipiens* is found along the coastal regions and in Northern California and is the most widely distributed mosquito species in the world. Both species can transmit encephalitis viruses. They are common in and around households and prefer to lay eggs in polluted water that is high in organic content such as dairy runoff, wastewater catchment basins, stormwater ponds, dirty flower pots, bird baths, or any drainage systems where standing water exists.


In California, *Cx. pipiens* and *Cx. quinquefasciatus* typically do not disperse from where they emerged. Females feed at dusk or after dark, readily enter homes and prefer avian hosts but will also feed on large mammals including humans. *Cx. pipiens* and *Cx. quinquefasciatus* are vectors of WNV and SLE virus, and have also been implicated in transmitting canine heartworm.

### **Other *Culex* mosquitoes.**

*Culex stigmatosoma*, the foul water mosquito, *Cx. restuans* and *Cx. erythrothorax* can also be infected with WNV, but their distributions are limited (e.g., *Cx. erythrothorax* is mainly found close to bodies of water with tules).

### ***Culiseta***

Only eight species of *Culiseta* mosquitoes occur in the continental United States, of which four are found in California. Females lay clusters of floating eggs (rafts) on the surface of standing water. *Culiseta* mosquitoes are moderately aggressive biters, attacking in the evening hours or in shade during the day. Peak populations occur during the cooler months. These mosquitoes prefer to feed on larger domestic animals, such as cattle and horses, but will also feed on humans. The distribution of *Cs. inornata*, an unusually large mosquito, is widespread and can be found at elevations of up to 10,000 feet. Larvae of *Cs. inornata* develop in permanent water habitats, including shallow marshes, peat bogs, roadside ditches, abandoned gravel pits, and in standing water in soil cavities left by fallen trees. The common name of this mosquito—the Large Winter mosquito—reflects that it is most active in cool weather habitats.



## Appendix E

### Typical Larval Habitats of California Mosquitoes\*

Riparian	Vernal Pools	Foul Water	Salt Marsh	Treehole
<i>Aedes atropalpus</i>	<i>Aedes bicristatus</i>	<i>Culex pipiens</i>	<i>Aedes dorsalis</i>	<i>Aedes deserticola</i>
<i>Aedes washinoi</i>	<i>Aedes campestris</i>	<i>Culex restuans</i>	<i>Aedes squamiger</i>	<i>Aedes purpureipes</i>
<i>Aedes pullatus</i>	<i>Aedes fitchii</i>	<i>Culex stigmatosoma</i>	<i>Aedes taeniorhynchus</i>	<i>Aedes sierrensis</i>
<i>Aedes sticticus</i>	<i>Aedes hemiteleus</i>	<i>Culex tarsalis</i>	<i>Anopheles occidentalis</i>	<i>Orthopodomyia signifera</i>
<i>Aedes vexans</i>	<i>Aedes increpitus</i>	<i>Culiseta impatiens</i>	<i>Culex tarsalis</i>	
<i>Anopheles franciscanus</i>	<i>Aedes niphadopsis</i>	<i>Culiseta incidens</i>	<i>Culiseta incidens</i>	
<i>Anopheles occidentalis</i>	<i>Aedes ventrovittis</i>	<i>Culiseta inornata</i>	<i>Culiseta inornata</i>	
<i>Anopheles punctipennis</i>	<i>Aedes washinoi</i>			
<i>Culex apicalis</i>	<i>Culex tarsalis</i>			
<i>Culex boharti</i>	<i>Culiseta incidens</i>			
<i>Culex reevesi</i>	<i>Culiseta inornata</i>			
<i>Culex tarsalis</i>	<i>Psorophora columbiae</i>			
<i>Culex territans</i>	<i>Psorophora signipennis</i>			
<i>Culex thriambus</i>				
<i>Culiseta impatiens</i>				
<i>Culiseta incidens</i>				
<i>Culiseta particeps</i>				
<i>Culiseta inornata</i>				
Small Container	Freshwater Marsh	Rock Pools	Pools and Ponds	Snow Melt Pools
<i>Aedes sierrensis</i>	<i>Aedes flavescens</i>	<i>Aedes sierrensis</i>	<i>Aedes sierrensis</i>	<i>Aedes cataphylla</i>
<i>Culex pip/quinq</i>	<i>Anopheles freeborni</i>	<i>Anopheles punctipennis</i>	<i>Culex pip/quinq</i>	<i>Aedes clivis</i>
<i>Culiseta incidens</i>	<i>Anopheles hermsi</i>	<i>Culex tarsalis</i>	<i>Culex stigmatosoma</i>	<i>Aedes communis</i>
	<i>Anopheles occidentalis</i>	<i>Culiseta impatiens</i>	<i>Culex tarsalis</i>	<i>Aedes hexodontus</i>
	<i>Coquillettidia perturbans</i>	<i>Culiseta incidens</i>	<i>Culiseta impatiens</i>	<i>Aedes increpitus</i>
	<i>Culex erythrothorax</i>		<i>Culiseta incidens</i>	<i>Aedes pullatus</i>
	<i>Culex tarsalis</i>		<i>Culiseta inornata</i>	<i>Aedes schizopinax</i>
	<i>Uranotaenia anhydor</i>		<i>Culiseta particeps</i>	<i>Aedes sticticus</i>
				<i>Aedes tahoensis</i>
				<i>Aedes ventrovittis</i>
				<i>Culiseta incidens</i>
Woodland Pools	Irrigated Pastures	Permanent Ponds		
<i>Aedes bicristatus</i>	<i>Aedes dorsalis</i>	<i>Aedes niphadopsis</i>		
<i>Aedes increpitus</i>	<i>Aedes melanimon</i>	<i>Aedes schizopinax</i>		
<i>Aedes washinoi</i>	<i>Aedes nigromaculis</i>	<i>Anopheles occidentalis</i>		
<i>Aedes punctipennis</i>	<i>Aedes thelcter</i>	<i>Culex anips</i>		
<i>Culex apicalis</i>	<i>Aedes vexans</i>	<i>Culex erythrothorax</i>		
<i>Culex tarsalis</i>	<i>Anopheles freeborni</i>	<i>Culex reevesi</i>		
<i>Culex thriambus</i>	<i>Culex tarsalis</i>	<i>Culex tarsalis</i>		
<i>Culiseta incidens</i>	<i>Culiseta inornata</i>	<i>Culiseta impatiens</i>		
<i>Culiseta inornata</i>	<i>Psorophora columbiae</i>	<i>Culiseta incidens</i>		
<i>Culiseta particeps</i>	<i>Psorophora signipennis</i>	<i>Culiseta particeps</i>		
		<i>Culiseta inornata</i>		
		<i>Coquillettidia perturbans</i>		
		<i>Uranotaenia anhydor</i>		

\*Compiled from: Identification of the Mosquitoes of California. Rev. 1998. Mosquito and Vector Control Association of California.

## **Appendix F Insect Repellents**

A number of products have been developed and registered by the Environmental Protection Agency for human use that repel adult mosquitoes and thus reduce the chances of mosquito bites. The most commonly used mosquito repellents contain the active ingredient DEET (N,N-diethyl-meta-toluamide), which has been formulated and sold under a variety of trade names. Repellents are available in a variety of concentrations and are formulated as aerosol sprays (most commonly at 15%), lotions, and solids (up to 100%). Spray repellents can be used on outer clothing as well as sparingly on the skin to ensure complete coverage. Repellents should not be used under clothing. The percentage of DEET in the repellent reflects the approximate length of time the product will repel mosquitoes (e.g., 23.8% DEET = about five hours of protection, 20% = about four hours, and 6.6% DEET = about two hours).

Topical repellents that contain picaridin, IR-3535, and oil of lemon eucalyptus are similar in efficacy to those with DEET, but often require more frequent application. Clothing and other materials impregnated with permethrin during manufacture are also available. It is important to always carefully read and understand the benefits and limitations of repellents listed on the product label before use. By law, all repellent products must be used according to their labels.

## Appendix G Additional Resources and Information

### Mosquito Biology

Additional information on mosquitoes and mosquito-borne diseases is easily obtainable from a variety of reputable sources. More information on mosquito biology and ecology is available on the American Mosquito Control Association (AMCA) and the Mosquito and Vector Control Association of California (MVCAC) websites. Local mosquito and vector control agencies and their respective websites can provide detailed information about local mosquito species. Information on mosquito-borne diseases is available from the Centers for Disease Control and Prevention (CDC) and the CDPH websites. Contact information for local mosquito and vector control agencies in California can be found through the CDPH website by entering the zip code of the location of interest under “**Locate Your Local Mosquito and Vector Control Agency**” at <http://www.westnile.ca.gov/>; more information is available on the MVCAC website.

### Monitoring Mosquitoes and Diseases

More information about reporting dead birds and WNV surveillance in California can be found at <http://www.westnile.ca.gov/>.

Methods for sampling adult mosquitoes and guidelines for designing, operating, and processing of traps are discussed in Guidelines for Integrated Mosquito Surveillance (Meyer et al. 2003) and are summarized in Appendix B of the California Mosquito-Borne Virus Surveillance and Response Plan which can be found at: <http://www.westnile.ca.gov/resources.php>

The Centers for Disease Control and Prevention, Epidemic/Epizootic West Nile Virus in the United States: Guidelines for Surveillance, Prevention and Control <http://cdc.gov/ncidod/dvbid/westnile/resources/wnv-guidelines-aug-2003.pdf>

- Walton WE. 2005. Protocol for Mosquito Sampling for Mosquito Best Management Practices on State of California-Managed Wildlife Areas. University of California.

### Health Department Websites

California Department of Public Health West Nile virus (WNV) website: <http://www.westnile.ca.gov>

United States Center for Disease Control and Prevention website: <http://cdc.gov>

US Centers for Disease Control and Prevention – West Nile Virus website: <http://cdc.gov/ncidod/dvbid/westnile/index.htm>

## **Disease Surveillance Websites**

UC Davis Center for Vectorborne Diseases website: <http://cvec.ucdavis.edu>

California Vectorborne Disease Surveillance Gateway website:

<http://www.calsurv.org/>

## **Best Management Practices**

Best Management Practices for Mosquito Control on California State Properties: <http://www.westnile.ca.gov/resources.php>

- For additional information on personal protective measures and the use of chemical repellents, go to the Centers for Disease Control and Prevention (CDC) web site at: <http://www.cdc.gov/ncidod/dvbid/westnile/RepellentUpdates.htm>
- For more information on evaluating the efficacy of BMPs on state of California-managed Wildlife Areas, see Walton 2005.

## **Mosquito Control**

American Mosquito Control Association website: <http://www.mosquito.org>

Mosquito and Vector Control Association of California website: <http://www.mvcac.org>

University of California at Davis Center for Vectorborne Diseases website:

<http://cvec.ucdavis.edu>

University of California IPM Online website: <http://www.ipm.ucdavis.edu/>

State Water Resources Control Board NPDES General Permits:

[http://www.waterboards.ca.gov/water\\_issues/programs/npdes/aquatic.shtml#davcp](http://www.waterboards.ca.gov/water_issues/programs/npdes/aquatic.shtml#davcp)

## **Additional Online Resources**

### **Climate Information**

National Weather Service – Climate Prediction Center website:

<http://www.cpc.ncep.noaa.gov/products/predictions>

### **Water Related Information**

California Data Exchange Center website: <http://cdec.water.ca.gov>

## **Pesticide and Insect Repellent Information**

National Pesticide Telecommunications Network website:

<http://npic.orst.edu/factsheets/DEETgen.pdf>

National Pesticide Information Center website: <http://npic.orst.edu/>

## **Agriculture and Crop Related Information**

California Agricultural Statistics Service website: <http://www.nass.usda.gov/ca>

## **Additional Reference Publications**

American Mosquito Control Association. TG Floore (ed). 2007. Biorational Control of Mosquitoes. Bulletin 7. Supplement 23(7). 330 pp.

Association of State and Territorial Health Officers. 2005. Public Health Confronts the Mosquito: Developing Sustainable State and Local Mosquito Control Programs. 62 pp.

Boyce, K. W. and D. A. Brown. 2003. Integrated vector management guidelines for adult mosquitoes. J. Am. Mosq. Control Assoc. 19: 448-451.

California Department of Public Health. 2005. Overview of Mosquito Control Practices in California. <http://www.westnile.ca.gov/>

California Department of Public Health, Mosquito and Vector Control Association of California, and University of California. 2010. California Mosquito-Borne Virus Surveillance and Response Plan. <http://www.westnile.ca.gov/>

California Department of Public Health. 2007. West Nile Virus Infection Prevention and Control Recommendations, California Long-term Care Facilities. <http://www.westnile.ca.gov/>

California Department of Transportation. 2006 Right-of-Way Property Management and Airspace Storm Water Guidance Manual. <http://www.dot.ca.gov/hq/row/rwstormwater/index.htm>

California Environmental Resources Evaluation System and the California Wetlands Information System. <http://ceres.ca.gov/wetlands/>

Contra Costa Clean Water Program. 2004. Vector Control Plan. <http://www.cccleanwater.org/Publications/CCCWP%20Vector%20Control%20Plan%20Final.pdf>

- Darsie, RF Jr., and RA Ward. 2005. Identification and Geographical Distribution of the Mosquitoes of North America, North of Mexico. Univ. Press of Florida, Gainesville, 383 pp.
- Lawler SP. 2004. Managing Mosquitoes in an Agricultural Situation. University of California, Pest Management Guidelines: Rice. University of California, ANR Publication: 3465.
- Metzger ME, DF Messer, CL Beitia, CM Myers, and VL Kramer. 2002. The dark side of stormwater runoff management: disease vectors associated with structural BMPs. Stormwater 3(2):24-39.
- Metzger ME, CM Myers and VL Kramer. 2003. The “dark side” of stormwater runoff management: vectors associated with BMPs. Proceedings of the California Mosquito and Vector Control Association. 70:2-10.
- O’Malley CM. 1989. Guidelines for Larval Surveillance. Proceedings of the 76<sup>th</sup> New Jersey Mosquito Control Association Annual Meeting: 45-55.
- Reeves WC, Asman SM, Hardy JL, Milby MM, and Reisen WK. 1990. Epidemiology and control of mosquito-borne arboviruses in California, 1943-1987. Sacramento, California: California Mosquito and Vector Control Association.
- Reisen WK and Lothrop HD. 1999. Effects of sampling design on the estimation of adult mosquito abundance. J Am Mosq Control Assoc 15:104-114.
- Sacramento-Yolo Mosquito and Vector Control District. 2005. Mosquito and Mosquito-Borne Disease Management Plan. Elk Grove, CA: Sacramento-Yolo MVCD. [www.Fightthebite.net](http://www.Fightthebite.net)
- Stockwell PJ, Wessell N, Reed DR, Kronenwetter-Koepel TA, Reed KD, Turchi TR, and Meece JK. 2006. A field evaluation of four larval mosquito control methods in urban catch basins. J Am Mosq Control Assoc. 22(4): 666-671.
- United States Environmental Protection Agency. 2004. The Use of Best Management Practices (BMPs) in Urban Water Sheds. National Risk Management Research Laboratory. [http://www.epa.gov/smartgrowth/pdf/sg\\_stormwater\\_BMP.pdf](http://www.epa.gov/smartgrowth/pdf/sg_stormwater_BMP.pdf)
- Walton WE. 2003. Managing Mosquitoes in Surface-Flow Constructed Wetlands. University of California, ANR Publication: 8117. <http://anrcatalog.ucdavis.edu/Items/8117.aspx>
- Walton WE and Eldridge BF. 2009. Mosquitoes: Integrated Pest Management Around the Home. Pest Notes, University of California, Division of Agriculture and Natural Resources, Publication: 7451. <http://anrcatalog.ucdavis.edu/>



Washington State Department of Ecology, Water Quality Program. 2004. Best Management Practices for Mosquito Control. <http://www.ecy.wa.gov/pubs/0310023.pdf>

World Health Organization. 1982. Manual on Environmental Management for Mosquito Control with Special Emphasis on Malaria Vectors. [http://whqlibdoc.who.int/publications/1982/9241700661\\_eng.pdf](http://whqlibdoc.who.int/publications/1982/9241700661_eng.pdf)

## References

### Cited in Text

Alameda County Mosquito Abatement District. <http://www.mosquitoes.org/index.htm>

Centers for Disease Control and Prevention. 2003. Epidemic/Epizootic West Nile Virus in the United States: Guidelines for Surveillance, Prevention, and Control. <http://www.cdc.gov/ncidod/dvbid/westnile/resources/wnvguidelines2003.pdf>

Kwasny, DC, M Wolder, and CR Isola. 2004. Technical Guide to Best Management Practices for Mosquito Control in Managed Wetlands. Central Valley Joint Venture's Mosquito Working Group, U.S. Bureau of Reclamation.

Lawler SP, and GC Lanzaro. 2005. Managing Mosquitoes on the Farm. University of California, ANR Publication: 8158. <http://anrcatalog.ucdavis.edu/>

Metzger ME. 2004. Managing Mosquitoes in Stormwater Treatment Devices. University of California, ANR Publication: 8125. <http://anrcatalog.ucdavis.edu/>

Meyer RP, Reisen WK, Vector and Vector-borne Disease Committee. 2003. Integrated Mosquito Surveillance Guidelines. Sacramento, California: Mosquito and Vector Control Association of California.

Sacramento-Yolo Mosquito and Vector Control District. 2007. Mosquito Reduction Best Management Practices Implementation Program Policies. Elk Grove, CA: Sacramento-Yolo MVCD. [www.Fightthebite.net](http://www.Fightthebite.net)

Walton WE. 2005. Protocol for Mosquito Sampling for Mosquito Best Management Practices on State of California-Managed Wildlife Areas. University of California, Riverside.

## **List of Acronyms**

AMCA	American Mosquito Control Association
BMP	Best Management Practices
Bs	Bacillus sphaericus
Bti	Bacillus thuringiensis israelensis
CDC	Centers for Disease Control and Prevention
CDPH	California Department of Public Health
CVEC	Center for Vectorborne Diseases (UC Davis)
DFG	California Department of Fish and Game
CDPR	California Department of Pesticide Regulation
EPA	Federal Environmental Protection Agency
H&S Code	California Health and Safety Code
MVCAC	Mosquito and Vector Control Association of California
NPDES	National Pollution Discharge Elimination System
SLE	St. Louis encephalitis virus
SWRCB	State Water Resources Control Board
UCD	University of California, Davis
WEE	Western equine encephalomyelitis virus
WNV	West Nile virus