



**FINANCE/POLICY COMMITTEE MEETING  
OF THE BOARD OF TRUSTEES  
LOCATION: TELECONFERENCE – SEE BELOW**

**September 6, 2022**

**5:30 PM**

**AGENDA**

The Finance Committee is not a decision-making body and can only make recommendations to the Board. All decisions are made by the full Board at the monthly meeting of the Board of Trustees.

**IMPORTANT NOTICE REGARDING COVID-19 AND TELECONFERENCED MEETINGS:**

Based on the authority under AB 361 and the guidance from the County Public Health Officer and the CDC to minimize the spread of the coronavirus, please note the following changes to the District's ordinary meeting procedures:

- The District's Board Room is not open to the public at this time.
- The meeting will be conducted via teleconference using Zoom.
- All members of the public seeking to observe and/or to address the local legislative body may participate in the meeting telephonically or otherwise electronically in the manner described below.

**HOW TO OBSERVE THE MEETING:**

**Telephone:** Listen to the meeting live by calling Zoom at **(408) 636-0968** or **(669) 900-6833**.

Enter the **Meeting ID# 650-344-8592** followed by the pound (#) key. More phone numbers can be found on Zoom's website at <https://zoom.us/j/6503448592> if the line is busy.

**Computer:** Watch the live streaming of the meeting from a computer by navigating to <https://zoom.us/j/6503448592> using a computer with internet access that meets Zoom's system requirements (see <https://support.zoom.us/hc/en-us/articles/201362023-System-Requirements-for-PC-Mac-and-Linux>)

**Mobile:** Log in through the Zoom mobile app on a smartphone and enter **Meeting ID# 650-344-8592**.

**ACCESSIBILITY INFORMATION:**

Board Meetings are accessible to people with disabilities and others who need assistance. Individuals who need special assistance or a disability-related modification or accommodation (including auxiliary aids or services) to observe and/or participate in this meeting and access meeting-related materials should contact Brian Weber, District

Manager, at least 48 hours before the meeting at (650) 344-8592 or [bweber@smcmvcd.org](mailto:bweber@smcmvcd.org). Advanced notification will enable the District to swiftly resolve such requests to ensure accessibility.

**PUBLIC RECORDS:**

Public records that relate to any item on the open session agenda for a meeting are available for public inspection. Those records that are distributed after the agenda posting deadline for the meeting are available for public inspection at the same time, they are distributed to all or a majority of the members of the Board. The Board has designated the District’s website located at <https://www.smcmvcd.org/board-meetings> as the place for making those public records available for inspection. The documents may also be obtained by calling the District Manager.

**1. CALL TO ORDER**

**2. ROLL CALL**

- Mason Brutschy (Chair), Town of Atherton \_\_\_\_\_
- Muhammad Baluom, City of Millbrae \_\_\_\_\_
- Ray Williams, Town of Portola Valley \_\_\_\_\_
- Robert Riechel, City of San Bruno \_\_\_\_\_
- Carolyn Parker, City of Brisbane \_\_\_\_\_
- Kati Martin, City of Half Moon Bay \_\_\_\_\_

**3. PUBLIC COMMENTS AND ANNOUNCEMENTS**

This time is reserved for members of the public to address the Finance Committee of the Board relative to matters of the Committee not on the agenda. No action may be taken on non-agenda items unless authorized by law. Comments will be limited to three minutes per person (or six minutes where a translator is used).

**4. REGULAR AGENDA**

**A. Review of second quarter results of PARS investments**

**Report by:** Andrew Brown, High Mark Securities & Anthony Armas, PARS

**ACTION:** No action necessary, informational only.

B. Review Preliminary Financial Report for FY 2021-22 as of June 30, 2022.

**Report by:** Finance Director Richard Arrow, CPA

**ACTION:** Motion to recommend the Board approve Financial Report for FY 2021-22 as of June 30, 2022

C. Review Preliminary Financial Report for FY 22-23 as of July 31, 2022

**Report by:** Finance Director Richard Arrow, CPA

**ACTION:** Motion to recommend the Board approve Financial Report for FY 22-23 as of July 31, 2022

D. Oral report on architectural plans relative to property located at 1415. N. Carolan,

**Report by:** District Manager Brian Weber

E. Report on analysis of PG&E costs relative to solar Project

Report by: Richard Arrow, Finance Director

**ACTION:** No action necessary, informational only.

F. Approval of construction bid for the repaving and striping of 1351 Rollins Road.

Report by: Brian Weber, District Manager

**ACTION:** Motion to recommend the Board approve the award of bid for the repaving and striping of 1351 Rollins Road.

PUBLIC  
AGENCY  
RETIREMENT  
SERVICES

**PARS**

TRUSTED SOLUTIONS. LASTING RESULTS.



# SAN MATEO COUNTY MOSQUITO & VECTOR CONTROL DISTRICT

PARS 115 Trust Review – OPEB Prefunding Program & Pension Rate Stabilization Program  
September 6, 2022

# CONTACTS

---



**Mitch Barker**  
**Executive Vice President**  
(949) 310-4876  
mbarker@pars.org

**Andrew Brown, CFA**  
**Director, Senior Portfolio Manager**  
(415) 705-7605  
andrew.brown@highmarkcapital.com

**Anthony Armas, CEBS**  
**Client Services Coordinator**  
(800) 540-6369 x148  
aarmas@pars.org

# PARS 115 TRUST TEAM

## Trust Administrator & Consultant



- Serves as record-keeper, consultant, and central point of contact
- Sub-trust accounting
- Coordinates all agency services
- Monitors plan compliance (IRS/GASB/State Government Code)
- Processes contributions/disbursements
- Hands-on, dedicated support teams

<b>38</b>	<b>2,000+</b>	<b>1,000+</b>	<b>490+</b>	<b>500K+</b>	<b>\$6.0B</b>
Years of Experience (1984-2022)	Plans under Administration	Public Agency Clients	115 Trust Clients	Plan Participants	Assets under Administration

## Trustee



- 5th largest commercial bank and one of the nation's largest trustees for Section 115 trusts
- Safeguard plan assets
- Oversight protection as plan fiduciary
- Custodian of assets

<b>159</b>	<b>\$5.0T</b>
Years of Experience (1863-2022)	Assets under Administration

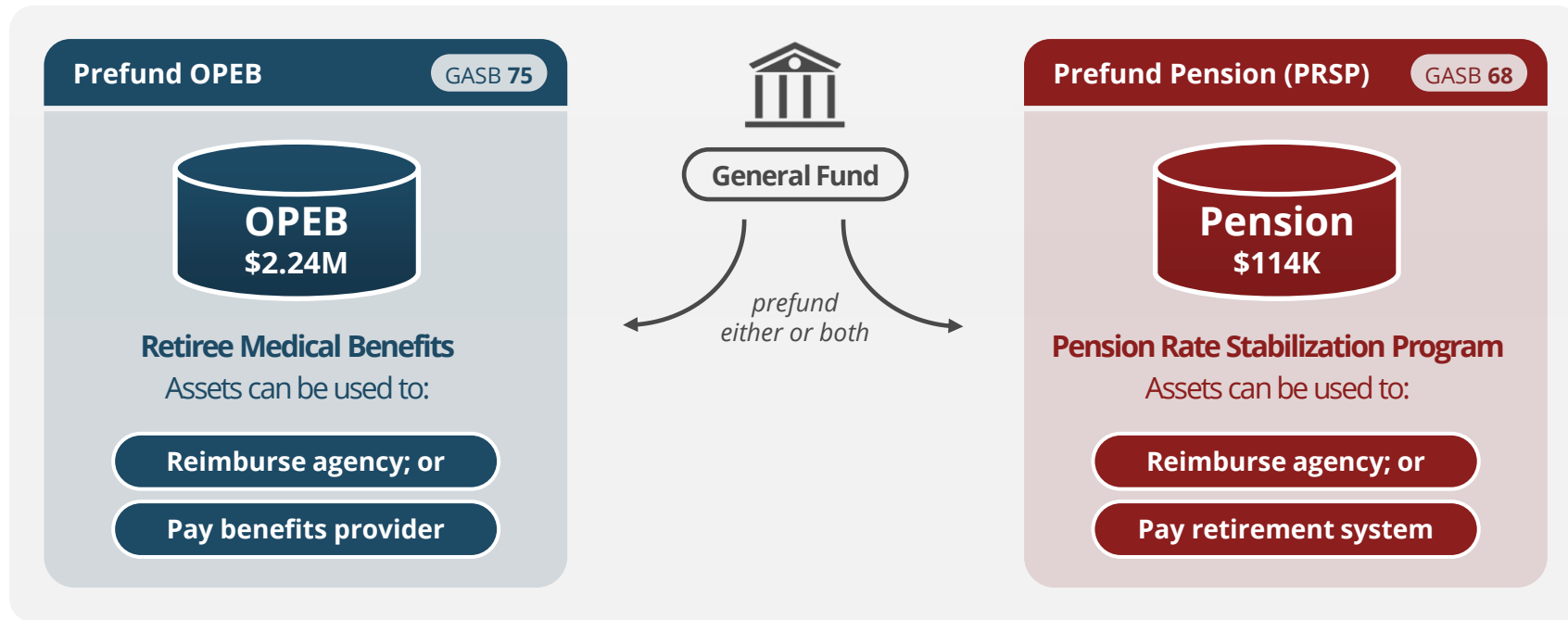
## Investment Manager



- Investment sub-advisor to trustee U.S. Bank
- Investment policy assistance
- Uses open architecture
- Active and passive platform options
- Customized portfolios (with minimum asset level)

<b>103</b>	<b>\$17.6B</b>
Years of Experience (1919-2022)	Assets under Management & Advisement

# PARS IRS-APPROVED SECTION 115 TRUST



**Subaccounts**  
 OPEB and pension assets are individually sub-accounted, and can be divided by dept., bargaining group, or cost center.

**Financial Stability**  
 Assets in the PARS Section 115 Combination Trust can be used to address unfunded liabilities.

**Flexible Investing**  
 Allows separate investment strategies for OPEB and pension subaccounts.

**Anytime Access**  
 Trust funds are available anytime; OPEB for OPEB and pension for pension.

**Economies-of-Scale**  
 OPEB and pension assets aggregate and reach lower fees on tiered schedule sooner – saving money!

**No Set Up Cost or Minimums**  
 No set-up costs, no minimum annual contribution amounts, and no fees until assets are added.

# SUMMARY OF AGENCY'S OPEB PLAN

---

<b>Plan Type:</b>	IRC Section 115 Irrevocable Exclusive Benefit Trust
<b>Trustee Approach:</b>	Discretionary
<b>Plan Effective Date:</b>	October 14, 2015
<b>Plan Administrator:</b>	District Manager
<b>Current Investment Strategy:</b>	Moderately Conservative HighMark Plus (Active) Strategy; Pooled Account <i>*Prior to February 2018: Moderate HighMark Plus</i>

## AS OF JULY 31, 2022:

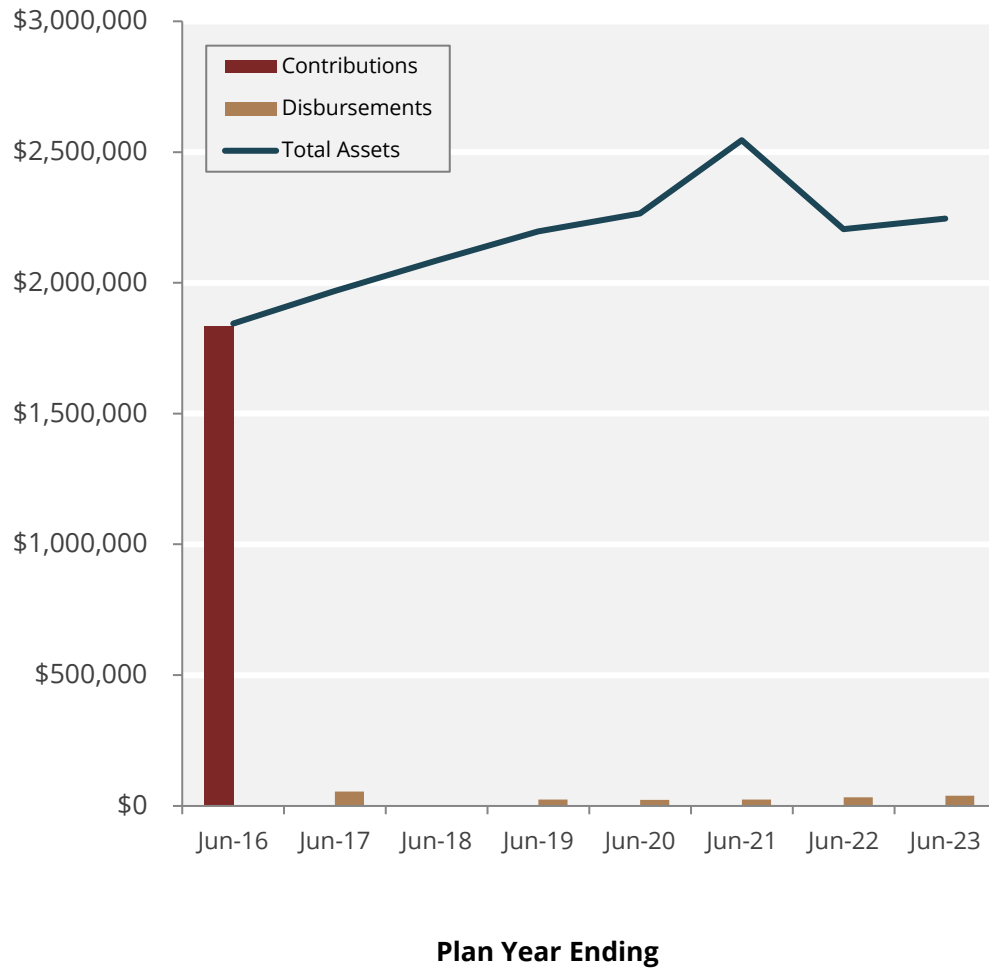
---

<b>Initial Contribution:</b>	April 2016: \$1,834,246
<b>Additional Contributions:</b>	\$0
<b>Total Contributions:</b>	\$1,834,246
<b>Disbursements:</b>	(\$158,005)
<b>Total Investment Earnings:</b>	\$684,703
<b>Account Balance:</b>	\$2,246,017



# SUMMARY OF AGENCY'S OPEB PLAN

## HISTORY OF CONTRIBUTIONS, DISBURSEMENTS, AND TOTAL ASSETS AS OF JULY 31, 2022:



Year	Contributions	Disbursements	Total Assets
Jun-16*	\$1,834,246	\$0	\$1,844,610
Jun-17	\$0	\$54,524	\$1,968,917
Jun-18	\$0	\$0	\$2,085,322
Jun-19	\$0	\$24,550	\$2,197,203
Jun-20	\$0	\$22,588	\$2,265,402
Jun-21	\$0	\$24,060	\$2,545,277
Jun-22	\$0	\$32,282	\$2,205,594
Jun-23**	\$0	\$38,397	\$2,246,017

\*Plan Year Ending June 2016 is based on 3 months of activity.  
 \*\*Plan Year Ending June 2023 is based on 1 month of activity.

# OPEB ACTUARIAL RESULTS

- We have received the actuarial report by MacLeod Watts dated September 13, 2021 with a measurement date as of June 30, 2021. In the table below, we have summarized the results.

<b>Demographic Study</b>	<b>Measurement Date June 30, 2020</b>	<b>Measurement Date June 30, 2021</b>
<b>Actives</b>	20	21
<b>Retirees</b>	5	6
<b>Total</b>	25	27
<b>Average Active Age</b>	42.6	42.8
<b>Average Active Agency Service</b>	8.3	8.4

# OPEB ACTUARIAL RESULTS

	Measurement Date June 30, 2020 Discount Rate: 5.00%	Measurement Date June 30, 2021 Discount Rate: 4.90%
<b>Total OPEB Liability (TOL)</b> <i>Actuarial Accrued Liability (AAL)</i>	\$1,134,062	\$1,261,400
<b>Fiduciary Net Position</b> <i>Actuarial Value of Assets</i>	\$2,241,342	\$2,512,995*
<b>Net OPEB Liability (NOL)</b> <i>Unfunded Actuarial Accrued Liability (UAAL)</i>	(\$1,107,250)	(\$1,251,595)
<b>Funded Ratio (%)</b>	197.6%	199.2%
<b>Actuarially Determined Contribution (ADC)</b>	\$71,518 <i>for FY 2020-21</i>	\$68,783 <i>for FY 2021-22</i>
<b>Annual Benefit Payments (Pay-as-you-Go)</b>	\$32,282 <i>for FY 2020-21</i>	\$38,829 <i>for FY 2021-22</i>

\*As of July 31, 2022, assets at \$2,246,017 (approx. ~178.1% funded).

**Rule of thumb:** For every one percent increase in the discount rate, the unfunded liability is lowered by 10-12%.

# SUMMARY OF AGENCY'S PENSION PLAN

---

<b>Plan Type:</b>	IRC Section 115 Irrevocable Exclusive Benefit Trust
<b>Trustee Approach:</b>	Discretionary
<b>Plan Effective Date:</b>	November 15, 2018
<b>Plan Administrator:</b>	District Manager
<b>Current Investment Strategy:</b>	Moderately Conservative HighMark Plus (Active) Strategy; Pooled Account

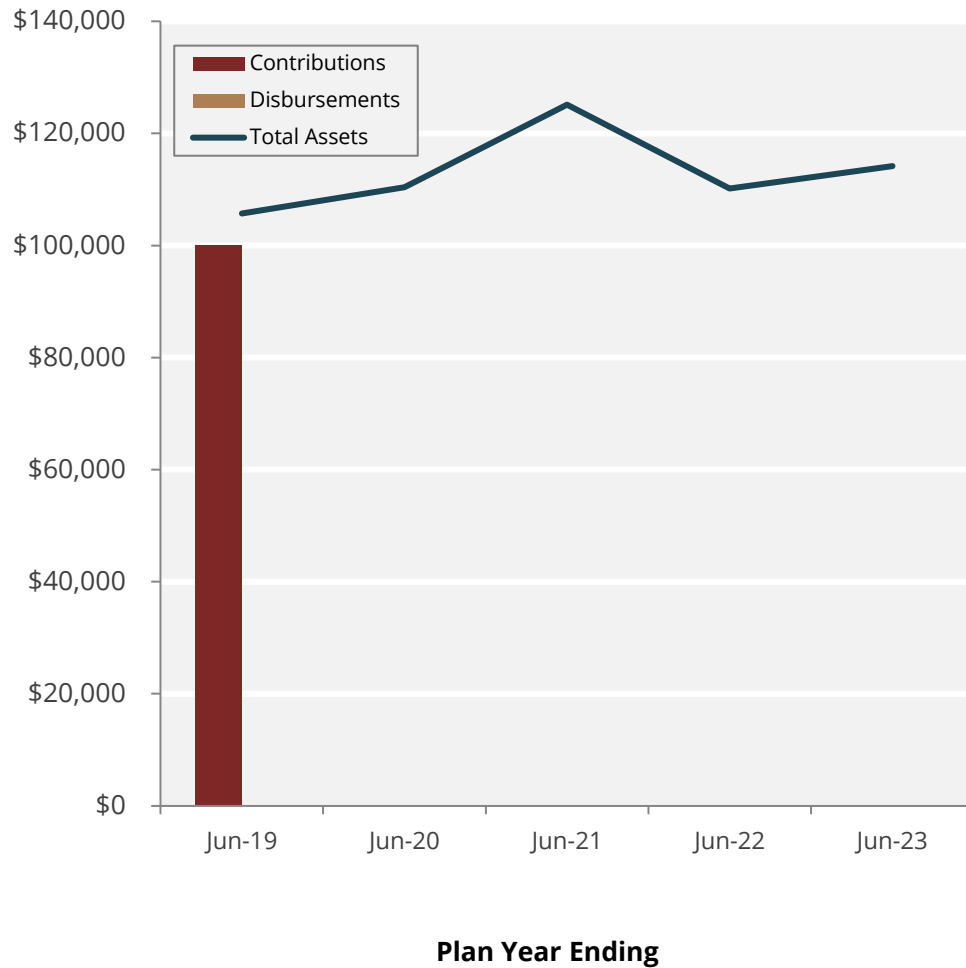
## AS OF JULY 31, 2022:

---

<b>Initial Contribution:</b>	January 2019: \$100,000
<b>Additional Contributions:</b>	\$0
<b>Total Contributions:</b>	\$100,000
<b>Disbursements:</b>	\$0
<b>Total Investment Earnings:</b>	\$16,291
<b>Account Balance:</b>	\$114,146

# SUMMARY OF AGENCY'S PENSION PLAN

## HISTORY OF CONTRIBUTIONS, DISBURSEMENTS, AND TOTAL ASSETS AS OF JULY 31, 2022:



Year	Contributions	Disbursements	Total Assets
Jun-19*	\$100,000	\$0	\$105,707
Jun-20	\$0	\$0	\$110,425
Jun-21	\$0	\$0	\$125,133
Jun-22	\$0	\$0	\$110,183
Jun-23**	\$0	\$0	\$114,146

\*Plan Year Ending June 2019 is based on 6 months of activity.  
 \*\*Plan Year Ending June 2023 is based on 1 month of activity.



# PENSION FUNDING STATUS

As of June 30, 2021, San Mateo County Mosquito & Vector Control District's SamCERA pension plan is funded as follows\*:

Net Pension Liability ( <b>0.1372% of total SamCERA</b> )	\$1.2 M
Funded Ratio	84.46%
Employer Contribution Amount (FY 20-21)	\$281 K
Discount Rate (June 30, 2020)	6.67%

# HIGHMARK CAPITAL MANAGEMENT INVESTMENT REVIEW

# **San Mateo County Mosquito & Vector Control District**

**July 31, 2022**

**Presented by  
Andrew Brown, CFA**



# Economic and Market Forecast

August 2022

2022 Assumptions	
GDP	0.3% - 1.0%
S&P 500 Earnings	\$215 - \$225
Unemployment	3.7% - 4.2%
Core PCE Inflation	3.8% - 4.3%
Fed Funds Target	2.75% - 3.25%

**Selected Period Performance**  
**PARS/OPEB MODERATELY CONSERVATIVE HM**  
**Account 6746019203**  
**Period Ending: 7/31/2022**

	1 Month	3 Months	Year to Date (7 Months)	1 Year	3 Years	5 Years	Inception to Date 05/01/2016
Cash Equivalents	.12	.25	.27	.28	.46	.96	.85
<i>Lipper Money Market Funds Index</i>	.12	.23	.26	.26	.45	.92	.80
Total Fixed Income	2.20	.36	-8.26	-9.20	-.17	1.26	1.54
<i>Bloomberg US Aggregate Bd Index</i>	2.44	1.49	-8.16	-9.12	-.21	1.28	1.33
Total Equities	7.97	-1.20	-13.77	-10.56	9.20	9.01	11.06
Large Cap Funds	8.82	-.54	-14.16	-8.78	12.30	11.76	13.34
<i>S&amp;P 500 Composite Index</i>	9.22	.39	-12.58	-4.64	13.36	12.83	13.82
Mid Cap Funds	9.84	-1.04	-13.95	-9.98	9.26	9.56	10.92
<i>Russell Midcap Index</i>	9.87	-1.02	-13.83	-9.83	9.47	9.69	10.97
Small Cap Funds	9.68	.30	-11.18	-11.46	7.50	9.24	11.77
<i>Russell 2000 Index</i>	10.44	1.51	-15.43	-14.29	7.51	7.12	9.95
International Equities	2.87	-3.98	-15.26	-16.28	3.68	2.67	5.78
<i>MSCI EAFE Index</i>	4.98	-4.04	-15.56	-14.32	3.16	2.61	4.90
<i>MSCI EM Free Index</i>	-.25	-6.46	-17.83	-20.09	.90	.95	5.25
RR: REITS	8.62	-4.21	-13.66	-4.27	6.57	7.01	
<i>Wilshire REIT Index</i>	8.73	-7.14	-14.79	-3.48	6.40	6.80	6.70
Total Managed Portfolio	3.70	-.07	-9.64	-9.25	2.88	4.13	5.28

**Performance Inception: 05/01/2016**

Account was invested in account 6746019205, PARS HighMark Plus Moderate, from May 1, 2016 to February 28, 2018. Account was transferred and subsequently invested in account 6746019203, PARS Moderately Conservative HighMark Plus, from March 1, 2018 and onwards. Returns are gross of account level investment advisory fees and net of any fees, including fees to manage mutual fund or exchange traded fund holdings. Returns for periods over one year are annualized. The information presented has been obtained from sources believed to be accurate and reliable. Past performance is not indicative of future returns. Securities are not FDIC insured, have no bank guarantee, and may lose value.

# Asset Allocation

## As of July 31, 2022

Current Asset Allocation		Investment Vehicle	
<b>Equity</b>		<b>Range: 20%-40%</b>	<b>29.01%</b>
Large Cap Core	COFYX	Columbia Contrarian Core Inst3	2.88%
	VGIAX	Vanguard Growth & Income Adm	5.48%
Large Cap Value	DODGX	Dodge & Cox Stock Fund	2.55%
	IVE	iShares S&P 500 Value ETF	1.21%
Large Cap Growth	HNACX	Harbor Capital Appreciation Retirement	1.72%
	PRUFX	T. Rowe Price Growth Stock I	1.70%
Mid Cap Core	IWR	iShares Russell Mid-Cap ETF	2.86%
Small Cap Value	UBVFX	Undiscovered Managers Behavioral Val R6	2.33%
Small Cap Growth	VBK	Victory RS Small Cap Growth R6	2.24%
International Core	DFALX	DFA Large Cap International I	1.80%
International Value	DODFX	Dodge & Cox International Stock Fund	0.67%
International Growth	MGRDX	MFS® International Growth R6	0.69%
Emerging Markets	HHHFX	Hartford Schrodgers Emerging Mkts Eq F	1.79%
Real Estate	VNQ	Vanguard Real Estate ETF	1.09%
<b>Fixed Income</b>		<b>Range: 50%-80%</b>	<b>66.00%</b>
Short-Term	VFSUX	Vanguard Short-Term Investment-Grade Adm	13.37%
Intermediate-Term	DBLFX	DoubleLine Core Fixed Income I	17.10%
	PTRX	PIMCO Total Return Instl Fund	17.23%
	PTRQX	Prudential Total Return Bond Fund Class Q	17.25%
High Yield	PHIYX	PIMCO High Yield Instl	1.05%
<b>Cash</b>		<b>Range: 0%-20%</b>	<b>4.99%</b>
	FGZXX	First American Government Oblig Z	4.99%
<b>TOTAL</b>			<b>100.00%</b>

**Selected Period Performance**  
**PARS/PRSP MODERATELY CONSERVATIVE HM**  
**Account 6746050104**  
**Period Ending: 7/31/2022**

	1 Month	3 Months	Year to Date (7 Months)	1 Year	3 Years	Since Inception (43 Months)
Cash Equivalents	.12	.25	.27	.28	.47	.76
<i>Lipper Money Market Funds Index</i>	.12	.23	.26	.26	.45	.73
Total Fixed Income	2.21	.38	-8.24	-9.18	-.18	1.53
<i>Bloomberg US Aggregate Bd Index</i>	2.44	1.49	-8.16	-9.12	-.21	1.56
Total Equities	7.98	-1.13	-13.61	-10.41	9.19	12.99
Large Cap Funds	8.82	-.49	-14.03	-8.65	12.30	15.75
<i>S&amp;P 500 Composite Index</i>	9.22	.39	-12.58	-4.64	13.36	16.93
Mid Cap Funds	9.84	-.93	-13.71	-9.61	9.39	14.15
<i>Russell Midcap Index</i>	9.87	-1.02	-13.83	-9.83	9.47	14.31
Small Cap Funds	9.71	.32	-10.98	-11.25	7.42	12.63
<i>Russell 2000 Index</i>	10.44	1.51	-15.43	-14.29	7.51	11.18
International Equities	2.85	-3.98	-15.26	-16.34	3.55	6.50
<i>MSCI EAFE Index</i>	4.98	-4.04	-15.56	-14.32	3.16	6.09
<i>MSCI EM Free Index</i>	-.25	-6.46	-17.83	-20.09	.90	3.26
RR: REITS	8.62	-4.15	-13.59	-4.14	6.70	11.33
<i>Wilshire REIT Index</i>	8.73	-7.14	-14.79	-3.48	6.40	10.77
Total Managed Portfolio	3.68	-.05	-9.47	-8.95	2.95	5.18

**Performance Inception: 01/01/2019**

Returns are gross of account level investment advisory fees and net of any fees, including fees to manage mutual fund or exchange traded fund holdings. Returns for periods over one year are annualized. The information presented has been obtained from sources believed to be accurate and reliable. Past performance is not indicative of future returns. Securities are not FDIC insured, have no bank guarantee, and may lose value.

# Asset Allocation

## As of July 31, 2022

Current Asset Allocation		Investment Vehicle	
<b>Equity</b>		<b>Range: 20%-40%</b>	<b>28.66%</b>
Large Cap Core	COFYX	Columbia Contrarian Core Inst3	2.87%
	VGIAX	Vanguard Growth & Income Adm	5.39%
Large Cap Value	DODGX	Dodge & Cox Stock I	2.58%
	IVE	iShares S&P 500 Value ETF	1.20%
Large Cap Growth	HNACX	Harbor Capital Appreciation Retirement	1.69%
	PRUFX	T. Rowe Price Growth Stock I	1.67%
Mid Cap Core	IWR	iShares Russell Mid-Cap ETF	2.76%
Small Cap Value	UBVFX	Undiscovered Managers Behavioral Val R6	2.22%
Small Cap Growth	VBK	Vanguard Small-Cap Growth ETF	2.18%
International Core	DFALX	DFA Large Cap International I	1.80%
International Value	DODFX	Dodge & Cox International Stock I	0.69%
International Growth	MGRDX	MFS International Growth R6	0.69%
Emerging Markets	HHHFX	Hartford Schroders Emerging Mkts Eq F	1.87%
Real Estate	VNQ	Vanguard Real Estate ETF	1.04%
<b>Fixed Income</b>		<b>Range: 50%-80%</b>	<b>66.02%</b>
Short-Term	VFSUX	Vanguard Short-Term Investment-Grade Adm	13.49%
Intermediate-Term	DBLFX	DoubleLine Core Fixed Income I	17.14%
	PTRRX	PIMCO Total Return Instl	17.15%
	PTRQX	PGIM Total Return Bond R6	17.21%
High Yield	PHIYX	PIMCO High Yield Instl	1.03%
<b>Cash</b>		<b>Range: 0%-20%</b>	<b>5.32%</b>
	FGZXX	First American Government Oblig Z	5.32%
<b>TOTAL</b>			<b>100.00%</b>

# SAN MATEO COUNTY MVCD

For Period Ending July 31, 2022

LARGE CAP EQUITY FUNDS							
Fund Name	1-Month Return	3-Month Return	Year-to-Date	1-Year Return	3-Year Return	5-Year Return	10-Year Return
Columbia Contrarian Core Inst3	7.98	-0.96	-12.27	-7.71	13.44	11.75	13.80
Dodge & Cox Stock I	5.17	-0.40	-6.95	-2.16	12.37	10.64	13.45
Vanguard Growth & Income Adm	9.09	-0.04	-11.71	-3.54	13.58	12.82	13.81
Harbor Capital Appreciation Retirement	13.63	-1.22	-26.81	-24.84	12.73	13.86	15.24
iShares S&P 500 Value ETF	5.90	-1.26	-6.29	-0.21	9.50	8.96	11.32
T. Rowe Price Growth Stock I	12.64	-0.82	-28.59	-27.12	7.96	10.56	13.83
<b>S&amp;P 500 TR USD</b>	<b>9.22</b>	<b>0.39</b>	<b>-12.58</b>	<b>-4.64</b>	<b>13.36</b>	<b>12.83</b>	<b>13.80</b>
MID CAP EQUITY FUNDS							
iShares Russell Mid-Cap ETF	9.86	-1.05	-13.90	-9.97	9.30	9.54	12.14
<b>Russell Mid Cap TR USD</b>	<b>9.87</b>	<b>-1.02</b>	<b>-13.83</b>	<b>-9.83</b>	<b>9.47</b>	<b>9.69</b>	<b>12.32</b>
SMALL CAP EQUITY FUNDS							
Undiscovered Managers Behavioral Val R6	7.81	0.73	-0.72	6.83	13.33	9.53	12.73
Vanguard Small-Cap Growth ETF	11.72	-0.17	-21.73	-22.87	5.57	8.92	11.18
<b>Russell 2000 TR USD</b>	<b>10.44</b>	<b>1.51</b>	<b>-15.43</b>	<b>-14.29</b>	<b>7.51</b>	<b>7.12</b>	<b>10.60</b>
INTERNATIONAL EQUITY FUNDS							
Dodge & Cox International Stock I	1.72	-2.94	-8.48	-7.45	5.10	1.61	6.21
DFA Large Cap International I	4.99	-2.86	-13.39	-12.21	4.87	3.42	6.11
MFS International Growth R6	5.40	-1.64	-15.03	-13.83	5.83	6.44	7.55
<b>MSCI EAFE NR USD</b>	<b>4.98</b>	<b>-4.04</b>	<b>-15.56</b>	<b>-14.32</b>	<b>3.16</b>	<b>2.61</b>	<b>5.79</b>
Hartford Schrodgers Emerging Mkts Eq F	-0.78	-6.36	-20.41	-25.11	0.68	1.47	3.33
<b>MSCI EM NR USD</b>	<b>-0.25</b>	<b>-6.46</b>	<b>-17.83</b>	<b>-20.09</b>	<b>0.90</b>	<b>0.95</b>	<b>2.84</b>

Source: SEI Investments, Morningstar Investments

Returns less than one year are not annualized. Past performance is no indication of future results. The information presented has been obtained from sources believed to be accurate and reliable. Securities are not FDIC insured, have no bank guarantee and may lose value.

# SAN MATEO COUNTY MVCD

For Period Ending July 31, 2022

REAL ESTATE FUNDS							
Fund Name	1-Month Return	3-Month Return	Year-to-Date	1-Year Return	3-Year Return	5-Year Return	10-Year Return
Vanguard Real Estate ETF	8.67	-4.13	-13.63	-4.37	7.11	7.19	8.15
BOND FUNDS							
PIMCO Total Return Instl	2.22	0.63	-9.34	-10.08	-0.04	1.32	1.92
PGIM Total Return Bond R6	2.66	-0.01	-10.46	-11.36	-0.59	1.48	2.63
PIMCO High Yield Instl	6.38	-0.10	-8.45	-7.36	1.30	2.58	4.39
Vanguard Short-Term Investment-Grade Adm	1.46	0.89	-4.21	-5.11	0.65	1.47	1.77
DoubleLine Core Fixed Income I	2.09	-0.31	-8.23	-9.02	-0.62	1.04	2.10
<b>Bloomberg US Agg Bond TR USD</b>	<b>2.44</b>	<b>1.49</b>	<b>-8.16</b>	<b>-9.12</b>	<b>-0.21</b>	<b>1.28</b>	<b>1.65</b>

Source: SEI Investments, Morningstar Investments

Returns less than one year are not annualized. Past performance is no indication of future results. The information presented has been obtained from sources believed to be accurate and reliable. Securities are not FDIC insured, have no bank guarantee and may lose value.

# **San Mateo County Mosquito & Vector Control District**

**Second Quarter 2022**

**Presented by  
Andrew Brown, CFA**



**Selected Period Performance**  
**San Mateo County MVCD**  
**Period Ending: 6/30/2022**

	3 Months	Year to Date (6 Months)	1 Year	3 Years	5 Years	Inception to Date 05/01/2016
Cash Equivalents	.15	.16	.16	.49	.95	.85
<i>Lipper Money Market Funds Index</i>	<i>.13</i>	<i>.14</i>	<i>.14</i>	<i>.47</i>	<i>.91</i>	<i>.79</i>
Total Fixed Income	-5.00	-10.24	-10.36	-.83	.92	1.21
<i>Bloomberg US Aggregate Bd Index</i>	<i>-4.69</i>	<i>-10.35</i>	<i>-10.29</i>	<i>-.93</i>	<i>.88</i>	<i>.95</i>
Total Equities	-16.01	-20.14	-17.03	6.80	7.89	9.85
Large Cap Funds	-17.13	-21.11	-14.91	9.76	10.42	11.98
<i>S&amp;P 500 Composite Index</i>	<i>-16.10</i>	<i>-19.96</i>	<i>-10.62</i>	<i>10.60</i>	<i>11.31</i>	<i>12.40</i>
Mid Cap Funds	-16.89	-21.65	-17.43	6.41	7.84	9.40
<i>Russell Midcap Index</i>	<i>-16.85</i>	<i>-21.57</i>	<i>-17.30</i>	<i>6.59</i>	<i>7.96</i>	<i>9.44</i>
Small Cap Funds	-15.83	-19.03	-21.60	4.76	7.58	10.27
<i>Russell 2000 Index</i>	<i>-17.20</i>	<i>-23.43</i>	<i>-25.20</i>	<i>4.21</i>	<i>5.17</i>	<i>8.33</i>
International Equities	-12.42	-17.62	-20.04	2.30	2.87	5.38
<i>MSCI EAFE Index</i>	<i>-14.51</i>	<i>-19.57</i>	<i>-17.77</i>	<i>1.07</i>	<i>2.20</i>	<i>4.14</i>
<i>MSCI EM Free Index</i>	<i>-11.45</i>	<i>-17.63</i>	<i>-25.28</i>	<i>.57</i>	<i>2.18</i>	<i>5.36</i>
REIT Funds	-15.41	-20.51	-7.97	4.25	5.47	5.90
<i>Wilshire REIT Index</i>	<i>-18.48</i>	<i>-21.64</i>	<i>-6.70</i>	<i>4.01</i>	<i>5.26</i>	<i>5.35</i>
Total Managed Portfolio	-8.07	-12.87	-11.90	1.79	3.66	4.74

**Performance Inception: 05/01/2016**

Account was invested in account 6746019205, PARS HighMark Plus Moderate, from May 1, 2016 to February 28, 2018. Account was transferred and subsequently invested in account 6746019203, PARS Moderately Conservative HighMark Plus, from March 1, 2018 and onwards. Returns are gross of account level investment advisory fees and net of any fees, including fees to manage mutual fund or exchange traded fund holdings. Returns for periods over one year are annualized. The information presented has been obtained from sources believed to be accurate and reliable. Past performance is not indicative of future returns. Securities are not FDIC insured, have no bank guarantee, and may lose value.

# Asset Allocation

## As of June 30, 2022

Current Asset Allocation		Investment Vehicle	
<b>Equity</b>		<b>Range: 20%-40%</b>	<b>27.82%</b>
Large Cap Core	COFYX	Columbia Contrarian Core Inst3	2.76%
	VGIAX	Vanguard Growth & Income Adm	5.20%
Large Cap Value	DODGX	Dodge & Cox Stock Fund	2.51%
	IVE	iShares S&P 500 Value ETF	1.19%
Large Cap Growth	HNACX	Harbor Capital Appreciation Retirement	1.57%
	PRUFX	T. Rowe Price Growth Stock I	1.56%
Mid Cap Core	IWR	iShares Russell Mid-Cap ETF	2.69%
Small Cap Value	UBVFX	Undiscovered Managers Behavioral Val R6	2.23%
Small Cap Growth	VBK	Vanguard Small-Cap Growth ETF	2.07%
International Core	DFALX	DFA Large Cap International I	1.77%
International Value	DODFX	Dodge & Cox International Stock Fund	0.68%
International Growth	MGRDX	MFS® International Growth R6	0.68%
Emerging Markets	HHHFX	Hartford Schroders Emerging Mkts Eq F	1.87%
Real Estate	VNQ	Vanguard Real Estate ETF	1.04%
<b>Fixed Income</b>		<b>Range: 50%-80%</b>	<b>66.82%</b>
Short-Term	VFSUX	Vanguard Short-Term Investment-Grade Adm	13.64%
Intermediate-Term	DBLFX	DoubleLine Core Fixed Income I	17.33%
	PTTRX	PIMCO Total Return Instl Fund	17.44%
	PTRQX	Prudential Total Return Bond Fund Class Q	17.38%
High Yield	PHIYX	PIMCO High Yield Instl	1.02%
<b>Cash</b>		<b>Range: 0%-20%</b>	<b>5.36%</b>
	FGZXX	First American Government Oblig Z	5.36%
<b>TOTAL</b>			<b>100.00%</b>

**Selected Period Performance**  
**PARS/PRSP MODERATELY CONSERVATIVE HM**  
**Account 6746050104**  
**Period Ending: 6/30/2022**

	3 Months	Year to Date (6 Months)	1 Year	3 Years	Inception to Date (42 Months)
Cash Equivalents	.14	.15	.16	.49	.75
<i>Lipper Money Market Funds Index</i>	.13	.14	.14	.47	.72
Total Fixed Income	-4.99	-10.23	-10.34	-.84	.93
<i>Bloomberg US Aggregate Bd Index</i>	-4.69	-10.35	-10.29	-.93	.89
Total Equities	-15.95	-19.99	-16.88	6.78	10.86
Large Cap Funds	-17.10	-21.01	-14.77	9.76	13.38
<i>S&amp;P 500 Composite Index</i>	-16.10	-19.96	-10.62	10.60	14.45
Mid Cap Funds	-16.79	-21.44	-17.10	6.52	11.48
<i>Russell Midcap Index</i>	-16.85	-21.57	-17.30	6.59	11.63
Small Cap Funds	-15.83	-18.85	-21.47	4.68	10.00
<i>Russell 2000 Index</i>	-17.20	-23.43	-25.20	4.21	8.35
International Equities	-12.39	-17.61	-20.09	2.16	5.80
<i>MSCI EAFE Index</i>	-14.51	-19.57	-17.77	1.07	4.77
<i>MSCI EM Free Index</i>	-11.45	-17.63	-25.28	.57	3.42
REIT Funds	-15.36	-20.45	-7.84	4.34	9.01
<i>Wilshire REIT Index</i>	-18.48	-21.64	-6.70	4.01	8.42
Total Managed Portfolio	-8.03	-12.69	-11.59	1.86	4.22

**Performance Inception: 01/01/2019**

Returns are gross of account level investment advisory fees and net of any fees, including fees to manage mutual fund or exchange traded fund holdings. Returns for periods over one year are annualized. The information presented has been obtained from sources believed to be accurate and reliable. Past performance is not indicative of future returns. Securities are not FDIC insured, have no bank guarantee, and may lose value.

# Asset Allocation

## As of June 30, 2022

Current Asset Allocation		Investment Vehicle	
<b>Equity</b>		<b>Range: 20%-40%</b>	<b>28.02%</b>
Large Cap Core	COFYX	Columbia Contrarian Core Inst3	2.79%
	VGIAX	Vanguard Growth & Income Adm	5.23%
Large Cap Value	DODGX	Dodge & Cox Stock Fund	2.52%
	IVE	iShares S&P 500 Value ETF	1.19%
Large Cap Growth	HNACX	Harbor Capital Appreciation Retirement	1.61%
	PRUFX	T. Rowe Price Growth Stock Fund I	1.61%
Mid Cap Core	IWR	iShares Russell Mid-Cap ETF	2.72%
Small Cap Value	UBVFX	Undiscovered Managers Behavioral Val R6	2.23%
Small Cap Growth	VBK	Vanguard Small-Cap Growth ETF	2.11%
International Core	DFALX	DFA Large Cap International I	1.78%
International Value	DODFX	Dodge & Cox International Stock Fund	0.67%
International Growth	MGRDX	MFS® International Growth R6	0.68%
Emerging Markets	HHHFX	Hartford Schroders Emerging Mkts Eq F	1.86%
Real Estate	VNQ	Vanguard Real Estate ETF	1.04%
<b>Fixed Income</b>		<b>Range: 50%-80%</b>	<b>65.68%</b>
Short-Term	VFSUX	Vanguard Short-Term Investment-Grade Adm	13.42%
Intermediate-Term	DBLFX	DoubleLine Core Fixed Income I	17.04%
	PTTRX	PIMCO Total Return Instl Fund	17.11%
	PTRQX	Prudential Total Return Bond Q	17.09%
High Yield	PHIYX	PIMCO High Yield Instl	1.02%
<b>Cash</b>		<b>Range: 0%-20%</b>	<b>6.31%</b>
	FGZXX	First American Government Oblig Z	6.31%
<b>TOTAL</b>			<b>100.00%</b>

# SAN MATEO COUNTY MVCD

For Period Ending June 30, 2022

LARGE CAP EQUITY FUNDS							
Fund Name	1-Month Return	3-Month Return	Year-to-Date	1-Year Return	3-Year Return	5-Year Return	10-Year Return
Columbia Contrarian Core Inst3	-7.86	-16.27	-18.76	-12.91	11.28	10.53	13.12
Dodge & Cox Stock I	-9.31	-12.42	-11.53	-7.57	11.27	9.92	13.09
Vanguard Growth & Income Adm	-8.77	-15.78	-19.06	-9.83	10.87	11.32	13.00
Harbor Capital Appreciation Retirement	-7.93	-25.46	-35.59	-32.06	8.25	12.14	13.69
iShares S&P 500 Value ETF	-8.25	-11.32	-11.51	-5.04	8.05	8.01	10.78
T. Rowe Price Growth Stock I	-8.62	-25.40	-36.60	-34.11	4.36	8.70	12.52
<b>S&amp;P 500 TR USD</b>	<b>-8.25</b>	<b>-16.10</b>	<b>-19.96</b>	<b>-10.62</b>	<b>10.60</b>	<b>11.31</b>	<b>12.96</b>
MID CAP EQUITY FUNDS							
iShares Russell Mid-Cap ETF	-9.99	-16.88	-21.63	-17.43	6.42	7.81	11.11
<b>Russell Mid Cap TR USD</b>	<b>-9.98</b>	<b>-16.85</b>	<b>-21.57</b>	<b>-17.30</b>	<b>6.59</b>	<b>7.96</b>	<b>11.29</b>
SMALL CAP EQUITY FUNDS							
Undiscovered Managers Behavioral Val R6	-9.94	-11.05	-7.91	-3.11	10.76	8.19	11.83
Vanguard Small-Cap Growth ETF	-8.00	-20.44	-29.94	-31.77	2.34	6.81	9.82
<b>Russell 2000 TR USD</b>	<b>-8.22</b>	<b>-17.20</b>	<b>-23.43</b>	<b>-25.20</b>	<b>4.21</b>	<b>5.17</b>	<b>9.35</b>
INTERNATIONAL EQUITY FUNDS							
Dodge & Cox International Stock I	-8.77	-9.49	-10.02	-10.93	3.52	2.14	6.11
DFA Large Cap International I	-9.31	-13.22	-17.50	-15.71	2.48	3.01	5.62
MFS International Growth R6	-6.78	-12.24	-19.38	-17.98	3.33	5.71	7.08
<b>MSCI EAFE NR USD</b>	<b>-9.28</b>	<b>-14.51</b>	<b>-19.57</b>	<b>-17.77</b>	<b>1.07</b>	<b>2.20</b>	<b>5.40</b>
Hartford Schrodgers Emerging Mkts Eq F	-6.94	-12.08	-19.78	-28.42	0.75	2.70	3.53
<b>MSCI EM NR USD</b>	<b>-6.65</b>	<b>-11.45</b>	<b>-17.63</b>	<b>-25.28</b>	<b>0.57</b>	<b>2.18</b>	<b>3.06</b>

Source: SEI Investments, Morningstar Investments

Returns less than one year are not annualized. Past performance is no indication of future results. The information presented has been obtained from sources believed to be accurate and reliable. Securities are not FDIC insured, have no bank guarantee and may lose value.

# SAN MATEO COUNTY MVCD

## For Period Ending June 30, 2022

REAL ESTATE FUNDS							
Fund Name	1-Month Return	3-Month Return	Year-to- Date	1-Year Return	3-Year Return	5-Year Return	10-Year Return
Vanguard Real Estate ETF	-7.51	-15.47	-20.52	-8.07	4.73	5.69	7.47

BOND FUNDS							
PIMCO Total Return Instl	-2.07	-5.46	-11.31	-11.11	-0.77	0.99	1.87
PGIM Total Return Bond R6	-2.59	-6.71	-12.78	-12.53	-1.34	1.08	2.56
PIMCO High Yield Instl	-6.81	-9.69	-13.94	-12.68	-0.62	1.53	3.92
Vanguard Short-Term Investment-Grade Adm	-1.30	-1.86	-5.58	-6.10	0.22	1.25	1.70
DoubleLine Core Fixed Income I	-2.01	-5.50	-10.11	-10.18	-1.24	0.74	2.08
<b>Bloomberg US Agg Bond TR USD</b>	<b>-1.57</b>	<b>-4.69</b>	<b>-10.35</b>	<b>-10.29</b>	<b>-0.93</b>	<b>0.88</b>	<b>1.54</b>

Source: SEI Investments, Morningstar Investments

Returns less than one year are not annualized. Past performance is no indication of future results. The information presented has been obtained from sources believed to be accurate and reliable. Securities are not FDIC insured, have no bank guarantee and may lose value.



**Item 4B**

**Preliminary  
Monthly Financial Report  
Month Ending June  
2022**

**Staff Recommendation:** Motion to recommend approval of the June 30, 2022, preliminary Financial Report.

**Statement of Revenues, Expenditures and Change in Fund Balance**

Total revenues received from July 1 through June 30, 2022 (YTD) were \$ 10.4 million; total expenditures YTD were \$ 12.6 million; and the change in fund balance was \$2.2 million. The District had \$ 8.3 million in cash available in County Treasury.

	<b>General</b>	<b>Capital</b>	<b>Total</b>
	<b>Fund</b>	<b>Fund</b>	<b>Funds</b>
<b>Beginning Fund Balance 7/1/2021:</b>	\$ 10,260,379	\$ 1,022,269	\$ 11,282,647
Revenues/Resources	\$ 10,361,821	\$ 8,883	\$ 10,370,704
Due To (From) Funds	\$ (7,538,838)	\$ 7,538,838	\$ -
Inter Funds Transfer	\$ (248,000)	\$ 248,000	\$ -
Expenditures	\$ 4,817,641	\$ 7,792,002	\$ 12,609,643
<b>Change in Fund Balance</b>	<b>(2,242,658)</b>	<b>3,719</b>	<b>\$ (2,238,939)</b>
<b>* Ending Fund Balance</b>	<b>\$ 8,017,720</b>	<b>\$ 1,025,988</b>	<b>\$ 9,043,708</b>

<b>* Components of Fund Balance:</b>			
<b>Nonspendable (Inventory)</b>	\$ 155,369.00	\$ -	\$ 155,369.00
<b>Assigned (Capital Improvements)</b>	-	1,025,988	1,025,988
<b>Public Health Emergency Fund</b>	800,000	-	800,000
<b>Natural Disaster Emergency Fund</b>	650,000	-	650,000
<b>Real Property Acquisiton Fund</b>	1,134,670	-	1,134,670
<b>Debt Service Repayment Reserve Fund</b>	1,000,000	-	1,000,000
<b>Unrestricted Fund Balance</b>	4,277,681	-	4,277,681
<b>Total</b>	<b>\$ 8,017,720</b>	<b>\$ 1,025,988</b>	<b>\$ 9,043,708</b>

**Budget Variances**

**Revenues**

Actual revenues received through June 2022 were over budget by \$ 155,279 resulting from increased ERAF Rebate and Redevelopment Pass Through of \$ 164,380 and decreased all other revenue of \$ 9,101.



**Expenditures**

Expenditures through June 2022 were under budget by \$ 2,611,111 primarily due to the timing of expenditures contained in the table below:

Administration	Under	\$44,571	92.1%	Unspent professional and legal services
Computer Hardware & Software	Under	\$19,788	74.9%	Unspent consulting services and Licensing expenditures
Utilities	Under	\$29,050	68.3%	Unspent PG&E, Water and Phone lines.
Operations	Under	\$18,345	94.2%	Unspent pesticide, helicopter, apparel and and fuel Costs
Capital	Under	\$2,054,238	79.1%	Timing of Capital Project expenditures

The Board’s budget level of control is at the category level, for example Salaries, Benefits, Admin., Operations, etc. The above table provides explanations for variances over \$15,000.

**Questions**

Please direct all inquiries related to this financial reporting package to the District Manager, Brian Weber, before the board meeting to allow for adequate research. He can be reached at the District office at (650) 344-8592 or via email at [bweber@smcmvcd.org](mailto:bweber@smcmvcd.org).

**Approval**

This month’s financial statements are fairly presented. The District Manager and Finance Director approved all disbursements and the monthly bank reconciliation. A Board Officer and the District Manager signed all checks.





**Attachments:**

1. Statement of Financial Position/Balance Sheet
2. Statement of Revenues, Expenditures and Change in Fund Balance
3. Budget Variance Reports

Month

YTD

YTD compared with adopted budget

4. Accounts Receivable Aging Summary

On the June 2022 summary, accounts receivable outstanding greater than 90 days total is \$ 1,872 primarily consisting of amounts due San Francisco International Airport (\$ 1,020), City of San Francisco Parks (\$708) and Silicon Valley Clean Water (\$145). Staff is actively pursuing collection activities.

5. Cash Activity & Reconciliation to County

The District's accounting system is fully reconciled with the County statement.

6. Payroll Disbursement

All payroll disbursements were made to employees and trustees for their monthly stipends. All employees were paid per District salary and wage schedule and longevity policies.

7. Check Detail

This month, the District wrote General Fund checks numbers from 21919 to 22005. Last month's check number ended at 21918. All checks written were to vendors on account, retired employees, or reimbursements to current employees, per District policy. In June 2022, 87 checks written from the General Fund totaled \$ 254,699.69 In addition, the District wrote 5 check from the Capital Fund totaling \$ 50,622.83 (check numbers 1084 through 1088).

8. Purchase Card Report and Bank Statement

All card purchases for the month were from commercial vendors and met the District purchase card policy. A copy of the purchase card bank statement is attached. Also, descriptions of all purchases from Amazon are included in the attached detailed purchase card transactions report.

---

San Mateo County Mosquito & Vector Control District  
 Balance Sheet  
 As of Jun 30, 2022

	Total Jun 30, 22	General Fund	Capital Fund
<b>ASSETS</b>			
<b>Current Assets</b>			
<b>Checking/Savings</b>			
1010 · Cash-County Treasury-GF x2706	7,290,399	7,290,399	
1015 · Checking -Union Bank - GF x9757	(61,348)	(61,348)	
1020 · Cash-County Treasury-CPF x2705	1,023,183		1,023,183
1025 · Checking -Union Bank - CPF x6913	-		-
1016 · County Funds - FMV	38,952	38,412	540
1030 · Petty Cash	400	400	
1035 · PARS Pension Rate Stabilization	125,133	125,133	
<b>Total Checking/Savings</b>	<b>8,416,719</b>	<b>7,392,995</b>	<b>1,023,723</b>
<b>Accounts Receivable</b>			
1100 · Accounts Receivable	106,602	106,602	
1105 · Interest Receivable	22,793	20,528	2,265
<b>Total Accounts Receivable</b>	<b>129,395</b>	<b>127,130</b>	<b>2,265</b>
<b>Other Current Assets</b>			
1106 · Other Receivable	38,397	38,397	
1220 · VCJPA-Member Contingency Fund	475,622	475,622	
1230 · Pesticide Inventory	155,369	155,369	
1300 · Prepaid Items	26,198	26,198	
<b>Total Other Current Assets</b>	<b>695,586</b>	<b>695,586</b>	<b>-</b>
<b>Total Current Assets</b>	<b>9,241,699</b>	<b>8,215,711</b>	<b>1,025,988</b>
<b>TOTAL ASSETS</b>	<b>9,241,699</b>	<b>8,215,711</b>	<b>1,025,988</b>
<b>LIABILITIES &amp; FUND BALANCE</b>			
<b>Liabilities</b>			
<b>Current Liabilities</b>			
<b>Accounts Payable</b>			
2000 · Accounts Payable	81,831	81,831	-
<b>Total Accounts Payable</b>	<b>81,831</b>	<b>81,831</b>	<b>-</b>
<b>Credit Cards</b>			
1040 · US Bank Purchase Card	9,295	9,295	
<b>Total Credit Cards</b>	<b>9,295</b>	<b>9,295</b>	<b>-</b>
<b>Other Current Liabilities</b>			
2200 · Accrued Wages	106,865	106,865	
<b>Total Other Current Liabilities</b>	<b>106,865</b>	<b>106,865</b>	<b>-</b>
<b>Total Current Liabilities</b>	<b>197,991</b>	<b>197,991</b>	<b>-</b>
<b>Total Liabilities</b>	<b>197,991</b>	<b>197,991</b>	<b>-</b>
<b>Fund Balance</b>			
Beginning Fund Balance, 7/1/2021	11,282,647	10,260,379	1,022,269
Due To (From) Funds	-	(7,538,838)	7,538,838
Inter Funds Transfer		(248,000)	248,000
Revenues Over Expenditures	(2,238,939)	5,544,180	(7,783,119)
<b>Ending Fund Balance *</b>	<b>9,043,708</b>	<b>8,017,720</b>	<b>1,025,988</b>
<b>TOTAL LIABILITIES &amp; FUND BALANCE</b>	<b>9,241,699</b>	<b>8,215,711</b>	<b>1,025,988</b>
<b>* COMPONENTS OF ENDING FUND BALANCE</b>			
Nonspendable (Inventory)	155,369	155,369	-
Assigned (Capital Improvements)	1,025,988	-	1,025,988
Public Health Emergency Fund	800,000	800,000	-
Natural Disaster Emergency Fund	650,000	650,000	-
Real Property Acquisiton Fund	1,134,670	1,134,670	-
Debt Service Repayment Reserve Fund	1,000,000	1,000,000	-
Unrestricted Fund Balance (Includes Working Capital)	4,277,681	4,277,681	-
<b>Total Fund Balance</b>	<b>9,043,708</b>	<b>8,017,720</b>	<b>1,025,988</b>

	General	Capital	Total
	Fund	Fund	Funds
<b>Beginning Fund Balance 7/1/2021:</b>	\$ 10,260,379	\$ 1,022,269	\$ 11,282,647
Revenues/Resources	\$ 10,361,821	\$ 8,883	\$ 10,370,704
Due To (From) Funds	\$ (7,538,838)	\$ 7,538,838	\$ -
Inter Funds Transfer	\$ (248,000)	\$ 248,000	\$ -
Expenditures	\$ 4,817,641	\$ 7,792,002	\$ 12,609,643
<b>Change in Fund Balance</b>	<b>(2,242,658)</b>	<b>3,719</b>	<b>\$ (2,238,939)</b>
<b>* Ending Fund Balance</b>	<b>\$ 8,017,720</b>	<b>\$ 1,025,988</b>	<b>\$ 9,043,708</b>

<b>* Components of Fund Balance:</b>			
Nonspendable (Inventory)	\$ 155,369.00	\$ -	\$ 155,369.00
Assigned (Capital Improvements)	-	1,025,988	1,025,988
Public Health Emergency Fund	800,000	-	800,000
Natural Disaster Emergency Fund	650,000	-	650,000
Real Property Acquisiton Fund	1,134,670	-	1,134,670
Debt Service Repayment Reserve Fund	1,000,000	-	1,000,000
Unrestricted Fund Balance	4,277,681	-	4,277,681
<b>Total</b>	<b>\$ 8,017,720</b>	<b>\$ 1,025,988</b>	<b>\$ 9,043,708</b>

Statement of Revenues, Expenditures Budget vs. Actual  
July 2021 through June 2022

Month of Report:

Jun, 2022

GENERAL FUND:

Ordinary Revenues/Expenditures

Revenues

	Annual Budget	YTD Actual	Annual Variance	%	YTD Budget	YTD Variance	%	Monthly Budget	Monthly Actual	Monthly Variance	%
Total 4000 · PROGRAM REVENUES	2,345,910	2,396,016	50,106	102.1%	2,345,910	50,106	102.1%	61,819	115,481	53,662	186.8%
Total 4100 · PROPERTY TAX REVENUES	3,049,097	3,103,640	54,543	101.8%	3,049,097	54,543	101.8%	52,649	43,577	(9,072)	82.8%
Total 4200 · OTHER TAX REVENUES	690,000	854,380	164,380	123.8%	690,000	164,380	123.8%	95,554	306	(95,248)	0.3%
Total 4300 · OTHER REVENUES	4,085,968	3,916,487	(169,481)	95.9%	4,085,968	(169,481)	95.9%	133,185	14,093	(119,092)	10.6%
Total 4800 · GRANT REVENUE	44,450	91,298	46,848	205.4%	44,450	46,848	205.4%	-	-	-	

Total Revenues

	10,215,425	10,361,821	146,396	101.4%	10,215,425	146,396	101.4%	343,207	173,457	(169,750)	50.5%
--	------------	------------	---------	--------	------------	---------	--------	---------	---------	-----------	-------

Expenditures

Total 5000 · SALARIES & WAGES	2,861,515	2,617,765	243,750	91.5%	2,861,515	(243,750)	91.5%	301,895	322,733	20,838	106.9%
Total 5100 · EMPLOYEE BENEFITS	852,839	834,552	18,287	97.9%	852,839	(18,287)	97.9%	62,737	25,576	(37,161)	40.8%
Total 5200 · TRAINING - BOARD & STAFF	60,200	49,463	10,737	82.2%	60,200	(10,737)	82.2%	2,267	2,605	338	114.9%
Total 5300 · ADMINISTRATION	566,678	521,662	45,016	92.1%	566,678	(45,016)	92.1%	27,185	23,405	(3,780)	86.1%
Total 5400 · INSURANCE	125,282	125,230	53	100.0%	125,282	(53)	100.0%	-	-	-	0.0%
Total 5450 · COMPUTER HARDWARE & SOFTWARE	78,772	58,984	19,788	74.9%	78,772	(19,788)	74.9%	6,866	3,778	(3,088)	55.0%
Total 5500 · FACILITIES MAINTENANCE	48,175	47,756	419	99.1%	48,175	(419)	99.1%	4,015	4,743	728	118.1%
Total 5550 · UTILITIES	91,519	62,469	29,050	68.3%	91,519	(29,050)	68.3%	7,626	4,766	(2,860)	62.5%
Total 5600 · FLEET MAINTENANCE	62,365	45,547	16,818	73.0%	62,365	(16,818)	73.0%	5,197	2,479	(2,718)	47.7%
Total 5700 · OPERATIONS	314,975	296,540	18,435	94.1%	314,975	(18,435)	94.1%	109,277	71,763	(37,514)	65.7%
Total 5800 · LABORATORY	77,900	74,922	2,978	96.2%	77,900	(2,978)	96.2%	6,491	6,891	400	106.2%
Total 5900 · PUBLIC OUTREACH	79,460	82,751	(3,291)	104.1%	79,460	3,291	104.1%	6,622	22,617	15,995	341.5%
Total 6500 · DEBT SERVICE	-	-	-	0.0%	-	-	0.0%	-	-	-	0.0%

Total Expenditures

	5,219,680	4,817,641	(402,039)	92.3%	5,219,680	(402,039)	92.3%	540,178	491,355	(48,823)	91.0%
--	-----------	-----------	-----------	-------	-----------	-----------	-------	---------	---------	----------	-------

General Fund Net Revenues Over Expenditures

	4,995,745	5,544,180	548,435		4,995,745	548,435		(196,971)	(317,898)	(120,927)	
--	-----------	-----------	---------	--	-----------	---------	--	-----------	-----------	-----------	--

CAPITAL IMPROVEMENT FUND:

Total 6000 · CAPITAL IMPROVEMENTS REVENUE	-	8,883	(8,883)	0.0%	-	8,883	0.0%	-	2,265	2,265	0.0%
Total 6000 · CAPITAL IMPROVEMENTS EXPENDITURES	9,845,795	7,792,002	2,053,793	79.1%	9,845,795	(2,053,793)	79.1%	981,231	42,497	(938,734)	4.3%

Capital Improvement Fund Net Revenue Over Expenditures

	(9,845,795)	(7,783,119)	2,062,676		(9,845,795)	2,062,676		(981,231)	(40,233)	940,998	
--	-------------	-------------	-----------	--	-------------	-----------	--	-----------	----------	---------	--

**San Mateo County Mosquito & Vector Control District**  
**Statement of Revenues, Expenses & Changes- Budget vs. Actual**  
 June 2022

	<u>Jun 22</u>	<u>Budget</u>	<u>\$ Over Budget</u>	<u>% of Budget</u>
<b>Ordinary Income/Expense</b>				
<b>Income</b>				
<b>4000 · PROGRAM REVENUES</b>				
4010 · Service Abatement Revenue -2451	76,475.76	20,289.00	56,186.76	376.93%
4020 · Special Benefit Assessmnt-2031	31,003.03	32,539.00	-1,535.97	95.28%
4030 · Special Mosquito Tax - 2439	8,002.05	8,991.00	-988.95	89.0%
<b>Total 4000 · PROGRAM REVENUES</b>	<u>115,480.84</u>	<u>61,819.00</u>	<u>53,661.84</u>	<u>186.81%</u>
<b>4100 · PROPERTY TAX REVENUES</b>				
4105 · Current - Secured - 1021	24,370.04	44,600.00	-20,229.96	54.64%
4110 · Current - Unsecured - 1031	0.00	0.00	0.00	0.0%
4120 · Current -Secured SB813-1041	16,817.55	6,151.00	10,666.55	273.41%
4130 · Prior Y. Unsecured SB813-1042	360.33	75.00	285.33	480.44%
4140 · State Homeowner Prop-1831	1,539.97	1,823.00	-283.03	84.47%
4160 · Prior Year - 1043, 1045	489.55			
<b>Total 4100 · PROPERTY TAX REVENUES</b>	<u>43,577.44</u>	<u>52,649.00</u>	<u>-9,071.56</u>	<u>82.77%</u>
<b>4200 · OTHER TAX REVENUES</b>				
4210 · ERAF Rebate-1046	0.00	0.00	0.00	0.0%
4220 · Redvelop Passthrough-1024,2647	226.08	95,554.00	-95,327.92	0.24%
4230 · Other In-Lieu Tax Distribution	80.26			
<b>Total 4200 · OTHER TAX REVENUES</b>	<u>306.34</u>	<u>95,554.00</u>	<u>-95,247.66</u>	<u>0.32%</u>
<b>4300 · OTHER REVENUES</b>				
4310 · Interest Earned (Cnty GF+VCJPA)	13,352.33	43,652.00	-30,299.67	30.59%
4311 · Interest Earned (Cnty Cap Fund)	2,264.62	3,000.00	-735.38	75.49%
4322 · Capital Lease Financing	0.00	0.00	0.00	0.0%
4323 · Sublease	0.00	85,832.00	-85,832.00	0.0%
4340 · VCJPA / Misc. Income -2658	740.36	701.00	39.36	105.62%
<b>Total 4300 · OTHER REVENUES</b>	<u>16,357.31</u>	<u>133,185.00</u>	<u>-116,827.69</u>	<u>12.28%</u>
<b>4800 · GRANT REVENUE</b>				
4810 · Operating Grants	0.00	0.00	0.00	0.0%
<b>Total 4800 · GRANT REVENUE</b>	<u>0.00</u>	<u>0.00</u>	<u>0.00</u>	<u>0.0%</u>
<b>Total Income</b>	<u>175,721.93</u>	<u>343,207.00</u>	<u>-167,485.07</u>	<u>51.2%</u>
<b>Expense</b>				
<b>5000 · SALARIES &amp; WAGES</b>				
5010 · Permanent Employees	268,588.36	260,361.00	8,227.36	103.16%
5015 · Limited Term Employees	21,260.10	20,152.00	1,108.10	105.5%
5020 · Seasonal Employees	31,584.50	19,369.00	12,215.50	163.07%
5040 · Board Trustees Meeting Stipend	1,300.00	2,013.00	-713.00	64.58%
<b>Total 5000 · SALARIES &amp; WAGES</b>	<u>322,732.96</u>	<u>301,895.00</u>	<u>20,837.96</u>	<u>106.9%</u>
<b>5100 · EMPLOYEE BENEFITS</b>				
5110 · Retirement - Employer Contribut	22,515.04	26,413.00	-3,897.96	85.24%
5115 · Retirement - Employee Contribut	0.00			
5116 · Alternate Retire-Employee Contr	0.00			
5125 · Actives - Medical Insurance	26,946.87	25,783.00	1,163.87	104.51%
5130 · Actives - HRA Health Reimb Acct	520.00	1,260.00	-740.00	41.27%
5135 · Actives - Dental Insurance	2,670.70	2,251.00	419.70	118.65%

**San Mateo County Mosquito & Vector Control District**  
**Statement of Revenues, Expenses & Changes- Budget vs. Actual**  
 June 2022

	<u>Jun 22</u>	<u>Budget</u>	<u>\$ Over Budget</u>	<u>% of Budget</u>
5140 · Actives - Dental Reimbursement	0.00	300.00	-300.00	0.0%
5145 · Actives - Vision Insurance	532.08	481.00	51.08	110.62%
5155 · Retirees - HRA & Prescrip Reimb	-4,435.78			
5160 · Retirees - HRA & Medical Reimb	-32,710.72			
5165 · Long Term Disability - Standard	1,204.87	1,267.00	-62.13	95.1%
5170 · Actives - Other Benefits	0.00			
5175 · Social Security & Medicare Tax	6,682.75	3,815.00	2,867.75	175.17%
5180 · CA Unemployment/Disability Tax	1,649.80	1,167.00	482.80	141.37%
5182 · Workers Compensation	0.00	0.00	0.00	0.0%
5185 · Actives - Deferred Compensation	0.00			
<b>Total 5100 · EMPLOYEE BENEFITS</b>	<b>25,575.61</b>	<b>62,737.00</b>	<b>-37,161.39</b>	<b>40.77%</b>
<b>5200 · TRAINING - BOARD &amp; STAFF</b>				
5205 · Coastal Regional Continuing Ed.	-2,941.00	2,000.00	-4,941.00	-147.05%
5210 · Conferences / Workshops Board	2,175.00	0.00	2,175.00	100.0%
5215 · Conferences / Workshops Staff	3,371.14	0.00	3,371.14	100.0%
5220 · Staff Training	0.00	267.00	-267.00	0.0%
<b>Total 5200 · TRAINING - BOARD &amp; STAFF</b>	<b>2,605.14</b>	<b>2,267.00</b>	<b>338.14</b>	<b>114.92%</b>
<b>5300 · ADMINISTRATION</b>				
5305 · Board Meeting Expenses	1,900.00	292.00	1,608.00	650.69%
5310 · Background / drug screening	158.00	85.00	73.00	185.88%
5315 · County Accounting Service Chgs	0.00	0.00	0.00	0.0%
5325 · HR & Finance Consultant	306.00	2,111.00	-1,805.00	14.5%
5330 · Memberships & Subscriptions	540.00	2,579.00	-2,039.00	20.94%
5335 · Office Expense	2,720.50	1,555.00	1,165.50	174.95%
5340 · Janitorial/Household Expense	2,051.53	1,994.00	57.53	102.89%
5345 · Prof. Services - Engineer Rpt	0.00	597.00	-597.00	0.0%
5350 · Legal Services	6,041.00	6,250.00	-209.00	96.66%
5355 · Property Tax Stormwater Assess	0.00	0.00	0.00	0.0%
5360 · Permits	0.00	610.00	-610.00	0.0%
5375 · Audit	0.00	0.00	0.00	0.0%
5380 · Copier and postage	455.48	475.00	-19.52	95.89%
5385 · Security and fire alarm	-2,725.00	775.00	-3,500.00	-351.61%
5390 · Payroll Service	658.30	761.00	-102.70	86.51%
5395 · Bank Fees (County General Fund)	68.41	94.00	-25.59	72.78%
5396 · Bank Fees (County Capital Fund)	36.17	44.00	-7.83	82.21%
5399 · Facility Lease	11,230.88	8,963.00	2,267.88	125.3%
<b>Total 5300 · ADMINISTRATION</b>	<b>23,441.27</b>	<b>27,185.00</b>	<b>-3,743.73</b>	<b>86.23%</b>
<b>5400 · INSURANCE</b>				
5410 · Liability Insurance - VCJPA	0.00	0.00	0.00	0.0%
5415 · Auto Physical Damage	0.00	0.00	0.00	0.0%
5420 · Group Property Program	0.00	0.00	0.00	0.0%
5425 · VCJPA - General Fund Allocation	0.00	0.00	0.00	0.0%
5430 · Group Fidelity	0.00	0.00	0.00	0.0%
5435 · Non-owned Aircraft	0.00	0.00	0.00	0.0%
5436 · Cyber Liability	0.00	0.00	0.00	0.0%

**San Mateo County Mosquito & Vector Control District**  
**Statement of Revenues, Expenses & Changes- Budget vs. Actual**  
 June 2022

	<u>Jun 22</u>	<u>Budget</u>	<u>\$ Over Budget</u>	<u>% of Budget</u>
5445 · Business Travel Accident Ins	0.00	0.00	0.00	0.0%
<b>Total 5400 · INSURANCE</b>	<b>0.00</b>	<b>0.00</b>	<b>0.00</b>	<b>0.0%</b>
<b>5450 · COMPUTER HARDWARE &amp; SOFTWARE</b>				
5455 · IT Consulting - Compu-Data	280.00	4,200.00	-3,920.00	6.67%
5460 · Computer Hardware	2,292.85	0.00	2,292.85	100.0%
5465 · Computer Software	698.70	880.00	-181.30	79.4%
5470 · Database & Mapping - License	0.00	1,410.00	-1,410.00	0.0%
5475 · Website Hosting / Microsoft	506.02	376.00	130.02	134.58%
<b>Total 5450 · COMPUTER HARDWARE &amp; SOFTWARE</b>	<b>3,777.57</b>	<b>6,866.00</b>	<b>-3,088.43</b>	<b>55.02%</b>
<b>5500 · FACILITIES MAINTENANCE</b>				
5505 · Facility - Repairs & Maint	4,742.67	4,015.00	727.67	118.12%
<b>Total 5500 · FACILITIES MAINTENANCE</b>	<b>4,742.67</b>	<b>4,015.00</b>	<b>727.67</b>	<b>118.12%</b>
<b>5550 · UTILITIES</b>				
5560 · Gas & Electricity - PG&E	1,205.99	2,376.00	-1,170.01	50.76%
5565 · Water	1,065.40	844.00	221.40	126.23%
5570 · Phone - VOIP - Fusion/MegaPath	500.05	530.00	-29.95	94.35%
5575 · Phone - Land Line-AT&T/Comcast	338.61	1,233.00	-894.39	27.46%
5580 · Phone - Mobile Devices-Verizon	1,655.53	2,643.00	-987.47	62.64%
<b>Total 5550 · UTILITIES</b>	<b>4,765.58</b>	<b>7,626.00</b>	<b>-2,860.42</b>	<b>62.49%</b>
<b>5600 · FLEET MAINTENANCE</b>				
5610 · Garage Tools	631.43	711.00	-79.57	88.81%
5615 · Garage Repairs Outside	0.00	622.00	-622.00	0.0%
5620 · Auto, Hotsy, Plug, Boat, Traile	1,546.19	1,910.00	-363.81	80.95%
5630 · Ops Equipment & Repairs	301.43	1,066.00	-764.57	28.28%
5635 · Vehicle Accident Insur Claims	0.00	888.00	-888.00	0.0%
<b>Total 5600 · FLEET MAINTENANCE</b>	<b>2,479.05</b>	<b>5,197.00</b>	<b>-2,717.95</b>	<b>47.7%</b>
<b>5700 · OPERATIONS</b>				
5705 · Pesticides	57,916.83	100,035.00	-42,118.17	57.9%
5715 · Helicopter	0.00	1,983.00	-1,983.00	0.0%
5720 · Safety Equipment	3,037.44	609.00	2,428.44	498.76%
5725 · Apparel - Uniforms & Boots	1,188.53	1,288.00	-99.47	92.28%
5730 · Mosquito Fish	252.89	178.00	74.89	142.07%
5735 · Fuel	9,367.68	5,184.00	4,183.68	180.7%
<b>Total 5700 · OPERATIONS</b>	<b>71,763.37</b>	<b>109,277.00</b>	<b>-37,513.63</b>	<b>65.67%</b>
<b>5800 · LABORATORY</b>				
5805 · Disease Surveillance	2,695.19	1,000.00	1,695.19	269.52%
5810 · Sentinel Chicken Flocks/Supply	0.00	250.00	-250.00	0.0%
5815 · Mosquito Blood	316.00	317.00	-1.00	99.69%
5820 · Dry Ice	1,087.10	708.00	379.10	153.55%
5825 · Lab Supplies	1,673.82	708.00	965.82	236.42%
5830 · Lab Biowaste Disposal	51.45	208.00	-156.55	24.74%
5835 · Lab Equip. Repair	0.00	167.00	-167.00	0.0%
5840 · Lab Equip. Maintenance	0.00	300.00	-300.00	0.0%
5845 · Lab PCR Supplies	1,067.93	2,250.00	-1,182.07	47.46%
5850 · Lab PCR Maintenance	0.00	583.00	-583.00	0.0%

**San Mateo County Mosquito & Vector Control District**  
**Statement of Revenues, Expenses & Changes- Budget vs. Actual**  
 June 2022

	<u>Jun 22</u>	<u>Budget</u>	<u>\$ Over Budget</u>	<u>% of Budget</u>
Total 5800 · LABORATORY	6,891.49	6,491.00	400.49	106.17%
5900 · PUBLIC OUTREACH				
5910 · Media and Network	20,988.78	5,791.00	15,197.78	362.44%
5920 · Promotion & Printing	1,628.17	831.00	797.17	195.93%
Total 5900 · PUBLIC OUTREACH	22,616.95	6,622.00	15,994.95	341.54%
6000 · CAPITAL IMPROVEMENTS				
6010 · Building Improvements	4,550.00	940,603.00	-936,053.00	0.48%
6020 · Equipment - Operations & Admin	0.00	34,795.00	-34,795.00	0.0%
6025 · Software	0.00	0.00	0.00	0.0%
6030 · Vehicle Leases	3,933.16	5,833.00	-1,899.84	67.43%
6035 · Vehicle Purchases	33,977.92			
Total 6000 · CAPITAL IMPROVEMENTS	42,461.08	981,231.00	-938,769.92	4.33%
6500 · DEBT SERVICE				
6510 · Principal Payments	0.00	0.00	0.00	0.0%
6520 · Interest Payments	0.00	0.00	0.00	0.0%
Total 6500 · DEBT SERVICE	0.00	0.00	0.00	0.0%
Total Expense	533,852.74	1,521,409.00	-987,556.26	35.09%
Net Ordinary Income	-358,130.81	-1,178,202.00	820,071.19	30.4%
Other Income/Expense				
Other Income				
Transfer In	0.00	0.00	0.00	0.0%
Total Other Income	0.00	0.00	0.00	0.0%
Net Other Income	0.00	0.00	0.00	0.0%
Net Income	<u>-358,130.81</u>	<u>-1,178,202.00</u>	<u>820,071.19</u>	<u>30.4%</u>



**San Mateo County Mosquito & Vector Control District**  
**Statement of Revenues, Expenses & Changes- Budget vs. Actual**  
July 2021 through June 2022

	<u>Jul '21 - Jun 22</u>	<u>Budget</u>	<u>\$ Over Budget</u>	<u>% of Budget</u>
<b>Ordinary Income/Expense</b>				
<b>Income</b>				
<b>4000 · PROGRAM REVENUES</b>				
4010 · Service Abatement Revenue -2451	276,455.86	237,258.00	39,197.86	116.52%
4020 · Special Benefit Assessmnt-2031	1,631,961.22	1,622,508.00	9,453.22	100.58%
4030 · Special Mosquito Tax - 2439	487,598.76	486,144.00	1,454.76	100.3%
<b>Total 4000 · PROGRAM REVENUES</b>	<u>2,396,015.84</u>	<u>2,345,910.00</u>	<u>50,105.84</u>	<u>102.14%</u>
<b>4100 · PROPERTY TAX REVENUES</b>				
4105 · Current - Secured - 1021	2,891,275.83	2,852,314.00	38,961.83	101.37%
4110 · Current - Unsecured - 1031	102,172.33	126,709.00	-24,536.67	80.64%
4115 · Prior Year - Unsecured - 1033	-527.30			
4120 · Current -Secured SB813-1041	96,899.51	57,422.00	39,477.51	168.75%
4130 · Prior Y. Unsecured SB813-1042	360.33	500.00	-139.67	72.07%
4140 · State Homeowner Prop-1831	10,266.44	12,152.00	-1,885.56	84.48%
4160 · Prior Year - 1043, 1045	3,193.16			
<b>Total 4100 · PROPERTY TAX REVENUES</b>	<u>3,103,640.30</u>	<u>3,049,097.00</u>	<u>54,543.30</u>	<u>101.79%</u>
<b>4200 · OTHER TAX REVENUES</b>				
4210 · ERAF Rebate-1046	616,578.17	465,000.00	151,578.17	132.6%
4220 · Redevelop Passthrough-1024,2647	237,721.93	225,000.00	12,721.93	105.65%
4230 · Other In-Lieu Tax Distribution	80.26			
<b>Total 4200 · OTHER TAX REVENUES</b>	<u>854,380.36</u>	<u>690,000.00</u>	<u>164,380.36</u>	<u>123.82%</u>
<b>4300 · OTHER REVENUES</b>				
4310 · Interest Earned (Cnty GF+VCJPA)	32,394.15	140,000.00	-107,605.85	23.14%
4311 · Interest Earned (Cnty Cap Fund)	8,882.52	12,000.00	-3,117.48	74.02%
4322 · Capital Lease Financing	3,825,000.00	3,800,000.00	25,000.00	100.66%
4323 · Sublease	0.00	85,832.00	-85,832.00	0.0%
4340 · VCJPA / Misc. Income -2658	59,092.64	48,136.00	10,956.64	122.76%
<b>Total 4300 · OTHER REVENUES</b>	<u>3,925,369.31</u>	<u>4,085,968.00</u>	<u>-160,598.69</u>	<u>96.07%</u>
<b>4800 · GRANT REVENUE</b>				
4810 · Operating Grants	91,298.00	44,450.00	46,848.00	205.4%
<b>Total 4800 · GRANT REVENUE</b>	<u>91,298.00</u>	<u>44,450.00</u>	<u>46,848.00</u>	<u>205.4%</u>
<b>Total Income</b>	<u>10,370,703.81</u>	<u>10,215,425.00</u>	<u>155,278.81</u>	<u>101.52%</u>
<b>Expense</b>				
<b>5000 · SALARIES &amp; WAGES</b>				
5010 · Permanent Employees	2,275,742.39	2,483,549.00	-207,806.61	91.63%
5015 · Limited Term Employees	188,230.50	187,122.00	1,108.50	100.59%
5020 · Seasonal Employees	135,473.55	166,644.00	-31,170.45	81.3%
5040 · Board Trustees Meeting Stipend	16,200.00	24,200.00	-8,000.00	66.94%
5050 · Vacation Accrual	2,118.60			
<b>Total 5000 · SALARIES &amp; WAGES</b>	<u>2,617,765.04</u>	<u>2,861,515.00</u>	<u>-243,749.96</u>	<u>91.48%</u>
<b>5100 · EMPLOYEE BENEFITS</b>				
5110 · Retirement - Employer Contribut	281,307.99	316,901.00	-35,593.01	88.77%
5115 · Retirement - Employee Contribut	0.00			
5116 · Alternate Retire-Employee Contr	0.00			
5125 · Actives - Medical Insurance	303,025.19	309,429.00	-6,403.81	97.93%
5130 · Actives - HRA Health Reimb Acct	13,752.00	15,120.00	-1,368.00	90.95%

**San Mateo County Mosquito & Vector Control District**  
**Statement of Revenues, Expenses & Changes- Budget vs. Actual**  
July 2021 through June 2022

	<u>Jul '21 - Jun 22</u>	<u>Budget</u>	<u>\$ Over Budget</u>	<u>% of Budget</u>
5135 · Actives - Dental Insurance	31,834.12	27,034.00	4,800.12	117.76%
5140 · Actives - Dental Reimbursement	864.00	3,600.00	-2,736.00	24.0%
5145 · Actives - Vision Insurance	5,697.75	5,771.00	-73.25	98.73%
5155 · Retirees - HRA & Prescrip Reimb	0.00	0.00	0.00	0.0%
5160 · Retirees - HRA & Medical Reimb	0.00			
5165 · Long Term Disability - Standard	14,345.34	15,200.00	-854.66	94.38%
5170 · Actives - Other Benefits	0.00			
5175 · Social Security & Medicare Tax	48,396.64	45,784.00	2,612.64	105.71%
5180 · CA Unemployment/Disability Tax	14,932.35	14,000.00	932.35	106.66%
5182 · Workers Compensation	120,397.00	100,000.00	20,397.00	120.4%
5185 · Actives - Deferred Compensation	0.00			
<b>Total 5100 · EMPLOYEE BENEFITS</b>	<b>834,552.38</b>	<b>852,839.00</b>	<b>-18,286.62</b>	<b>97.86%</b>
<b>5200 · TRAINING - BOARD &amp; STAFF</b>				
5205 · Coastal Regional Continuing Ed.	3,121.00	4,000.00	-879.00	78.03%
5210 · Conferences / Workshops Board	15,999.31	10,000.00	5,999.31	159.99%
5215 · Conferences / Workshops Staff	25,015.38	43,000.00	-17,984.62	58.18%
5220 · Staff Training	5,327.00	3,200.00	2,127.00	166.47%
<b>Total 5200 · TRAINING - BOARD &amp; STAFF</b>	<b>49,462.69</b>	<b>60,200.00</b>	<b>-10,737.31</b>	<b>82.16%</b>
<b>5300 · ADMINISTRATION</b>				
5305 · Board Meeting Expenses	3,952.99	3,500.00	452.99	112.94%
5310 · Background / drug screening	1,602.76	1,025.00	577.76	156.37%
5315 · County Accounting Service Chgs	143,676.66	143,171.00	505.66	100.35%
5325 · HR & Finance Consultant	21,880.29	25,335.00	-3,454.71	86.36%
5330 · Memberships & Subscriptions	34,041.43	30,951.00	3,090.43	109.99%
5335 · Office Expense	12,095.78	18,656.00	-6,560.22	64.84%
5340 · Janitorial/Household Expense	24,655.56	23,927.00	728.56	103.05%
5345 · Prof. Services - Engineer Rpt	31,707.39	71,853.00	-40,145.61	44.13%
5350 · Legal Services	57,348.00	75,000.00	-17,652.00	76.46%
5355 · Property Tax Stormwater Assess	5,981.41	3,395.00	2,586.41	176.18%
5360 · Permits	8,017.00	7,315.00	702.00	109.6%
5370 · MVCAC Research	0.00	0.00	0.00	0.0%
5375 · Audit	29,025.00	29,213.00	-188.00	99.36%
5380 · Copier and postage	5,918.69	5,702.00	216.69	103.8%
5385 · Security and fire alarm	11,528.82	9,296.00	2,232.82	124.02%
5390 · Payroll Service	8,030.70	9,134.00	-1,103.30	87.92%
5395 · Bank Fees (County General Fund)	1,067.99	1,125.00	-57.01	94.93%
5396 · Bank Fees (County Capital Fund)	445.20	529.00	-83.80	84.16%
5399 · Facility Lease	121,131.59	107,551.00	13,580.59	112.63%
<b>Total 5300 · ADMINISTRATION</b>	<b>522,107.26</b>	<b>566,678.00</b>	<b>-44,570.74</b>	<b>92.14%</b>
<b>5400 · INSURANCE</b>				
5410 · Liability Insurance - VCJPA	91,973.00	86,967.00	5,006.00	105.76%
5415 · Auto Physical Damage	2,333.00	2,313.00	20.00	100.87%
5420 · Group Property Program	11,233.00	15,266.00	-4,033.00	73.58%
5425 · VCJPA - General Fund Allocation	5,307.00	7,662.00	-2,355.00	69.26%
5430 · Group Fidelity	6,331.00	6,831.00	-500.00	92.68%
5435 · Non-owned Aircraft	5,781.00	5,219.00	562.00	110.77%

**San Mateo County Mosquito & Vector Control District**  
**Statement of Revenues, Expenses & Changes- Budget vs. Actual**  
July 2021 through June 2022

	<b>Jul '21 - Jun 22</b>	<b>Budget</b>	<b>\$ Over Budget</b>	<b>% of Budget</b>
5436 · Cyber Liability	2,271.50	1,024.00	1,247.50	221.83%
5445 · Business Travel Accident Ins	0.00	0.00	0.00	0.0%
<b>Total 5400 · INSURANCE</b>	<b>125,229.50</b>	<b>125,282.00</b>	<b>-52.50</b>	<b>99.96%</b>
<b>5450 · COMPUTER HARDWARE &amp; SOFTWARE</b>				
5455 · IT Consulting - Compu-Data	7,163.90	16,800.00	-9,636.10	42.64%
5460 · Computer Hardware	23,915.68	20,027.00	3,888.68	119.42%
5465 · Computer Software	12,595.79	11,686.00	909.79	107.79%
5470 · Database & Mapping - License	6,090.00	21,630.00	-15,540.00	28.16%
5475 · Website Hosting / Microsoft	9,218.84	8,629.00	589.84	106.84%
<b>Total 5450 · COMPUTER HARDWARE &amp; SOFTWARE</b>	<b>58,984.21</b>	<b>78,772.00</b>	<b>-19,787.79</b>	<b>74.88%</b>
<b>5500 · FACILITIES MAINTENANCE</b>				
5505 · Facility - Repairs & Maint	47,756.39	48,175.00	-418.61	99.13%
<b>Total 5500 · FACILITIES MAINTENANCE</b>	<b>47,756.39</b>	<b>48,175.00</b>	<b>-418.61</b>	<b>99.13%</b>
<b>5550 · UTILITIES</b>				
5560 · Gas & Electricity - PG&E	21,707.32	28,515.00	-6,807.68	76.13%
5565 · Water	5,776.64	10,129.00	-4,352.36	57.03%
5570 · Phone - VOIP - Fusion/MegaPath	6,057.37	6,365.00	-307.63	95.17%
5575 · Phone - Land Line-AT&T/Comcast	4,985.23	14,800.00	-9,814.77	33.68%
5580 · Phone - Mobile Devices-Verizon	23,942.15	31,710.00	-7,767.85	75.5%
<b>Total 5550 · UTILITIES</b>	<b>62,468.71</b>	<b>91,519.00</b>	<b>-29,050.29</b>	<b>68.26%</b>
<b>5600 · FLEET MAINTENANCE</b>				
5610 · Garage Tools	8,388.55	8,528.00	-139.45	98.37%
5615 · Garage Repairs Outside	8,864.11	7,462.00	1,402.11	118.79%
5620 · Auto, Hotsy, Plug, Boat, Traile	16,574.86	22,921.00	-6,346.14	72.31%
5630 · Ops Equipment & Repairs	10,321.51	12,793.00	-2,471.49	80.68%
5635 · Vehicle Accident Insur Claims	1,398.33	10,661.00	-9,262.67	13.12%
<b>Total 5600 · FLEET MAINTENANCE</b>	<b>45,547.36</b>	<b>62,365.00</b>	<b>-16,817.64</b>	<b>73.03%</b>
<b>5700 · OPERATIONS</b>				
5705 · Pesticides	176,969.84	191,889.00	-14,919.16	92.23%
5715 · Helicopter	29,716.50	35,989.00	-6,272.50	82.57%
5720 · Safety Equipment	7,551.25	7,303.00	248.25	103.4%
5725 · Apparel - Uniforms & Boots	12,875.41	15,458.00	-2,582.59	83.29%
5730 · Mosquito Fish	2,850.26	2,132.00	718.26	133.69%
5735 · Fuel	66,577.07	62,204.00	4,373.07	107.03%
<b>Total 5700 · OPERATIONS</b>	<b>296,540.33</b>	<b>314,975.00</b>	<b>-18,434.67</b>	<b>94.15%</b>
<b>5800 · LABORATORY</b>				
5805 · Disease Surveillance	9,713.77	12,000.00	-2,286.23	80.95%
5810 · Sentinel Chicken Flocks/Supply	3,086.62	3,000.00	86.62	102.89%
5815 · Mosquito Blood	3,696.10	3,800.00	-103.90	97.27%
5820 · Dry Ice	9,597.85	8,500.00	1,097.85	112.92%
5825 · Lab Supplies	7,019.87	8,500.00	-1,480.13	82.59%
5830 · Lab Biowaste Disposal	656.35	2,500.00	-1,843.65	26.25%
5835 · Lab Equip. Repair	1,571.69	2,000.00	-428.31	78.59%
5840 · Lab Equip. Maintenance	2,615.35	3,600.00	-984.65	72.65%
5845 · Lab PCR Supplies	27,159.97	27,000.00	159.97	100.59%
5850 · Lab PCR Maintenance	9,804.00	7,000.00	2,804.00	140.06%

**San Mateo County Mosquito & Vector Control District**  
**Statement of Revenues, Expenses & Changes- Budget vs. Actual**  
 July 2021 through June 2022

	<u>Jul '21 - Jun 22</u>	<u>Budget</u>	<u>\$ Over Budget</u>	<u>% of Budget</u>
Total 5800 · LABORATORY	74,921.57	77,900.00	-2,978.43	96.18%
5900 · PUBLIC OUTREACH				
5910 · Media and Network	73,474.50	69,488.00	3,986.50	105.74%
5920 · Promotion & Printing	9,276.69	9,972.00	-695.31	93.03%
Total 5900 · PUBLIC OUTREACH	82,751.19	79,460.00	3,291.19	104.14%
6000 · CAPITAL IMPROVEMENTS				
6005 · Real Estate Acquisition	7,543,113.25	7,800,000.00	-256,886.75	96.71%
6010 · Building Improvements	83,060.50	1,881,205.00	-1,798,144.50	4.42%
6020 · Equipment - Operations & Admin	86,252.36	69,590.00	16,662.36	123.94%
6025 · Software	0.00	25,000.00	-25,000.00	0.0%
6030 · Vehicle Leases	45,152.53	70,000.00	-24,847.47	64.5%
6035 · Vehicle Purchases	33,977.92			
Total 6000 · CAPITAL IMPROVEMENTS	7,791,556.56	9,845,795.00	-2,054,238.44	79.14%
6500 · DEBT SERVICE				
6510 · Principal Payments	0.00	0.00	0.00	0.0%
6520 · Interest Payments	0.00	0.00	0.00	0.0%
Total 6500 · DEBT SERVICE	0.00	0.00	0.00	0.0%
Total Expense	12,609,643.19	15,065,475.00	-2,455,831.81	83.7%
Net Ordinary Income	-2,238,939.38	-4,850,050.00	2,611,110.62	46.16%
Other Income/Expense				
Other Income				
Transfer In	0.00	0.00	0.00	0.0%
Total Other Income	0.00	0.00	0.00	0.0%
Net Other Income	0.00	0.00	0.00	0.0%
Net Income	<u>-2,238,939.38</u>	<u>-4,850,050.00</u>	<u>2,611,110.62</u>	<u>46.16%</u>

**San Mateo County Mosquito & Vector Control District**  
**A/R Aging Summary**  
As of June 30, 2022

06/30/2022

	<u>Current</u>	<u>1 - 30</u>	<u>31 - 60</u>	<u>61 - 90</u>	<u>&gt; 90</u>	<u>TOTAL</u>
City of Foster City	5,019.32	0.00	0.00	0.00	0.00	5,019.32
City of Pacifica Public Works Wastewater	141.02	0.00	0.00	70.51	0.00	211.53
City of Redwood City, Public Works	3,834.71	4,445.50	0.00	2,139.55	0.00	10,419.76
City of San Carlos	0.00	7,886.40	0.00	0.00	0.00	7,886.40
City of San Francisco, Parks	0.00	0.00	0.00	7,245.80	707.81	7,953.61
City of San Francisco, Public Utilities	0.00	403.86	0.00	0.00	0.00	403.86
City of San Mateo, Wastewater Treatment	135.92	144.42	0.00	0.00	0.00	280.34
City of South San Francisco Water Quality	231.46	0.00	0.00	0.00	0.00	231.46
Dewey Pest Control	66,080.00	0.00	0.00	0.00	0.00	66,080.00
Mid-Peninsula Regional Open Space District	3,718.86	0.00	0.00	0.00	0.00	3,718.86
San Francisco Int'l Airport	0.00	1,065.09	0.00	763.40	1,020.29	2,848.78
San Francisco Zoological Society	608.74	0.00	0.00	0.00	0.00	608.74
Sewer Authority Mid-Coastside	140.57	70.51	0.00	0.00	0.00	211.08
Silicon Valley Clean Water	284.02	299.38	0.00	0.00	144.42	727.82
<b>TOTAL</b>	<b><u>80,194.62</u></b>	<b><u>14,315.16</u></b>	<b><u>0.00</u></b>	<b><u>10,219.26</u></b>	<b><u>1,872.52</u></b>	<b><u>106,601.56</u></b>

**San Mateo County Mosquito & Vector Control District**  
**A/R Aging Summary**  
As of August 23, 2022

08/23/2022

	<u>Current</u>	<u>1 - 30</u>	<u>31 - 60</u>	<u>61 - 90</u>	<u>&gt; 90</u>	<u>TOTAL</u>
California Invasive Plant Council	0.00	6,861.40	0.00	0.00	0.00	6,861.40
City of Foster City	0.00	6,284.29	0.00	0.00	0.00	6,284.29
City of Pacifica Public Works Wastewater	0.00	156.16	0.00	0.00	0.00	156.16
City of Redwood City, Public Works	0.00	3,647.94	3,834.71	0.00	0.00	7,482.65
City of San Francisco, Parks	0.00	7,411.42	0.00	0.00	7,953.61	15,365.03
City of San Francisco, Public Utilities	0.00	369.76	0.00	0.00	0.00	369.76
City of San Mateo, Wastewater Treatment	0.00	85.42	135.92	0.00	0.00	221.34
City of South San Francisco Water Quality	0.00	161.26	231.46	0.00	0.00	392.72
Dewey Pest Control	0.00	0.00	66,080.00	0.00	0.00	66,080.00
San Francisco Int'l Airport	0.00	7,705.57	0.00	0.00	1,783.69	9,489.26
Sewer Authority Mid-Coastside	0.00	78.08	0.00	0.00	0.00	78.08
Silicon Valley Clean Water	0.00	303.82	0.00	0.00	144.42	448.24
Stanford University - Jasper Ridge	0.00	6,851.10	0.00	0.00	0.00	6,851.10
<b>TOTAL</b>	<b><u>0.00</u></b>	<b><u>39,916.22</u></b>	<b><u>70,282.09</u></b>	<b><u>0.00</u></b>	<b><u>9,881.72</u></b>	<b><u>120,080.03</u></b>

**San Mateo County Mosquito and Vector Control District**  
**Cash Activity & Reconciliation to County Statement**  
**General Fund**  
**June 30, 2022**

**GF-Jun  
2022**

**Beginning Cash per District as of May 31, 2022** 7,812,282

<b>Reductions</b>	
Payroll Related (ADP)	(189,941)
Checks Written	(254,700)
Bank Fee	(68)
<b>Total Reductions</b>	(444,709)

<b>Additions</b>	
Transfer-In from Capital Fund	4,550
Abatement Services	25,017
Property Tax Revenue	43,577
ERAF Rebate	-
RDA/RPTTF	226
Special Benefit Assessment	27,284
Special Mosquito Tax	8,002
Other In-Lieu Tax Distribution	80
Misc Deposits	740
<b>Total Additions</b>	109,478

**Ending Cash per District as of Jun 30, 2022** 7,477,051

**Cash per County General Fund Statement** 7,477,051

Difference -

COUNTY OF SAN MATEO      Verbose      [ D E T A I L E D   T R I A L   B A L A N C E ]      06/01/2022-06/30/2022      Page 2  
TUE, JUL 26, 2022, 7:48 AM --req: VALENCIR--leg: GL JL--loc: CONTROL---job:15585805 J11026--prog: GL501 <1.86>--report id: GLTBAL01

SORT ORDER: SUB ACCT within SUB UNIT

SELECT ORG SUB UNIT: 02705-02706

Lg SUB UNIT Title	Director	St Tr FDGP	FUND	SUB FUND DEPT	DIVISION SECTION	PROGRAM	BUDGET
GL 02706 County Mosquito Abatemen	Controller	A 07	02706	02706 00140	00000 00000	00000	00000

SUB ACCT	Date	Primary Ref.	Transaction Description	Debit	Credit	Balance
0111 Claim on Cash			Prior to 06/01/22	15,931,836.86	8,119,555.11	7,812,281.75
	06/01/22	JE520767	AutoID: JTT614A2 Job: 15486 JE	226.08	0.00	7,812,507.83
	06/09/22	HOE6092	AutoID: ITX609A2 Job: 15455 JE	1,539.97	0.00	7,814,047.80
	06/15/22	JE520837	AutoID: JQB615A2 Job: 15480 JE	0.00	68.41	7,813,979.39
	06/24/22	JE521396	AutoID: JRV624A2 Job: 15521 JE	4,550.00	0.00	7,818,529.39
	06/25/22	RJ15CFT2	Daily Cash Float Tsfr-Op Fd JE	25,757.85	0.00	7,844,287.24
	06/27/22	FWL6272	AutoID: ITX627A2 Job: 15513 JE	51.37	0.00	7,844,338.61
	06/28/22	SPU6282	AutoID: ITX628A2 Job: 15510 JE	281.63	0.00	7,844,620.24
	06/29/22	SPS6292	AutoID: ITX629A2 Job: 15503 JE	9,302.90	0.00	7,853,923.14
	06/30/22	SEC6302	AutoID: ITX630L2 Job: 15510 JE	57,873.17	0.00	7,911,796.31
	06/30/22	ZZZ6302	AutoID: ITX630D2 Job: 15519 JE	1,783.09	0.00	7,913,579.40
	06/30/22	SPP6302	AutoID: ITX630O2 Job: 15536 JE	316.77	0.00	7,913,896.17
	06/30/22	JE521878	AutoID: JRV701B2 Job: 15543 JE	0.00	444,640.46	7,469,255.71
	06/30/22	SPR6302	AutoID: ITX630Q2 Job: 15548 JE	172.78	0.00	7,469,428.49
	06/30/22	SPU6302	AutoID: ITX630Z2 Job: 15553 JE	78.70	0.00	7,469,507.19
	06/30/22	HPR6302	AutoID: ITX630F2 Job: 15557 JE	28.89	0.00	7,469,536.08
	06/30/22	SPS6302	AutoID: ITX630U2 Job: 15557 JE	7,514.65	0.00	7,477,050.73
	DR		<b>* SUB ACCT Total *</b>	16,041,314.71*	8,564,263.98*	<b>7,477,050.73*</b>

San Mateo County Mosquito and Vector Control District  
 Cash Activity & Reconciliation to County Statement  
 Capital Project Fund  
 June 30, 2022

<b>CPF-Jun 2022</b>
-------------------------

<b>Beginning Cash per District as of May 31, 2022</b>	830,392
<b>Reductions</b>	
Checks Written	(50,623)
Bank Fee	(36)
Transfer-Out to General Fund	(4,550)
<b>Total Reductions</b>	<u>(55,209)</u>
<b>Additions</b>	
Quarterly Interest	-
Transfer-In from General Fund	-
<b>Total Additions</b>	<u>-</u>
<b>Ending Cash per District as of Jun 30, 2022</b>	<u><u>775,183</u></u>
<b>Cash per County Capital Project Fund Statement</b>	775,183
Difference	-

COUNTY OF SAN MATEO      Verbose      [D E T A I L E D   T R I A L   B A L A N C E]      06/01/2022-06/30/2022      Page 1  
 TUE, JUL 26, 2022, 7:48 AM --req: VALENCIR--leg: GL JL--loc: CONTROL---job:15585805 J11026--prog: GL501 <1.86>--report id: GLTBAL01

SORT ORDER: SUB ACCT within SUB UNIT

SELECT ORG SUB UNIT: 02705-02706

Lg SUB UNIT Title	Director	St Tr	FDGP	FUND	SUB FUND	DEPT	DIVISION	SECTION	PROGRAM	BUDGET
GL 02705 SMC Mosq Abate-CP Proj	F Controller	A	07	02705	02705	00140	00000	00000	00000	00000

SUB ACCT	Date	Primary Ref.	Transaction Description	Debit	Credit	Balance
0111 Claim on Cash			Prior to 06/01/22	1,052,638.29	222,246.06	830,392.23
	06/15/22	JE520837	AutoID: JQB615A2 Job: 15480 JE	0.00	36.17	830,356.06
	06/24/22	JE521396	AutoID: JRV624A2 Job: 15521 JE	0.00	4,550.00	825,806.06
	06/30/22	JE521878	AutoID: JRV701B2 Job: 15543 JE	0.00	50,622.83	775,183.23
	DR		* SUB ACCT Total *	1,052,638.29*	277,455.06*	775,183.23*

**San Mateo County Mosquito and Vector Control District**  
**ADP Payroll Disbursement**  
 June 30, 2022

<b>Jun 2022</b>
---------------------

June 10, 2022

June 24, 2022

Footnotes:

**Payroll ACH Disbursement (including Net Pay & Taxes )**

Total Net Pay	68,192	72,423
Federal W/H Tax	12,517	12,945
Social Security Tax	1,072	1,727
Medicare	3,066	3,219
CA W/H Tax	5,156	5,321
CA SUI/DI	1,699	1,947
<b>Total</b>	<b>91,701</b>	<b>97,581</b>

— A

<b>ADP Process Fee PPE 5/7/22 &amp; 5/21/22</b>	<b>240</b>	<b>293</b>
<b>ADP Time &amp; Attend Processing Chrg</b>	<b>-</b>	<b>125</b>
<b>Total amount for the period</b>	<b><u>91,942</u></b>	<b><u>97,999</u></b>
<b>Total amount for the month:</b>		<b><u><u>189,941</u></u></b>

**Footnotes:**

A. Social Security expenditure incurred for seasonal employees and Trustees stipends



**San Mateo County Mosquito & Vector Control District**  
**Check Detail**

June 2022

<b>GF-Jun 2022</b>
------------------------

Num	Date	Name	Memo	Account	Original Amount
21919	06/08/2022	Charles P. Hansen	Retiree Health Insurance Reimb-Jun '22	1015 · Checking -Union Bank - GF x9757	-553.03
06012022	06/01/2022		Retiree Health Insurance Reimb-Jun '22	5160 · Retirees - HRA & Medical Reimb	553.03
TOTAL					553.03
21920	06/08/2022	Dennis J Jewell	Retiree Health Insurance Reimb-Jun '22	1015 · Checking -Union Bank - GF x9757	-553.03
06012022	06/01/2022		Retiree Health Insurance Reimb-Jun '22	5160 · Retirees - HRA & Medical Reimb	553.03
TOTAL					553.03
21921	06/08/2022	Great-West Life & Annuity Co	Group No. 98368	1015 · Checking -Union Bank - GF x9757	-7,517.49
05212022	05/21/2022		Employee Deferred Comp PPE 05/21/2022	5185 · Actives - Deferred Compensation	7,517.49
TOTAL					7,517.49
21922	06/08/2022	San Mateo County Retirement Assoc. SM M.A.D.		1015 · Checking -Union Bank - GF x9757	-19,134.77
05212022	05/21/2022		Employee Contribution Pay Period 05/08/2022-05/21/2022	5115 · Retirement - Employee Contribut	7,877.25
			Employer Contribution Pay Period 05/08/2022-05/21/2022	5110 · Retirement - Employer Contribut	11,257.52
TOTAL					19,134.77
21923	06/08/2022	U.S. Bank PARS Account # 674602240 Agency Name: San Mateo County Mosquito & Vector Control District		1015 · Checking -Union Bank - GF x9757	-539.78
6746022400-PP5-2	05/21/2022		Alternate Retirement System for Richard Arrow PPE 05/21/2022	5116 · Alternate Retire-Employee Contr	539.78
TOTAL					539.78
21924	06/08/2022	MidAmerica-AUL Health Benefit Trust	VOIDED to pay the 2 invoices in 2 separate checks	1015 · Checking -Union Bank - GF x9757	0.00
TOTAL					0.00
21925	06/08/2022	ADP Screening & Selection Services	Billing A/C: 1466165-8	1015 · Checking -Union Bank - GF x9757	-289.89
1466165-05-2022	05/31/2022		Background check for Seasonal Techs (3)	5310 · Background / drug screening	289.89
TOTAL					289.89

**San Mateo County Mosquito & Vector Control District  
Check Detail**

June 2022

<b>GF-Jun 2022</b>
------------------------

Num	Date	Name	Memo	Account	Original Amount
21926	06/08/2022	Aim To Please Janitorial Services	Invoice #49 - May 2022	1015 · Checking -Union Bank - GF x9757	-1,525.00
49	05/31/2022		1351 Rollins Janitorial Services-May 2022	5340 · Janitorial/Household Expense	1,200.00
			1415 N Carolan Janitorial Services	5340 · Janitorial/Household Expense	325.00
TOTAL					1,525.00
21927	06/08/2022	Airgas Dry Ice	QAC40	1015 · Checking -Union Bank - GF x9757	-509.96
9125941823	05/17/2022		Dry Ice (250 lbs)	5820 · Dry Ice	249.35
9126184276	05/24/2022		Dry Ice (250 lbs)	5820 · Dry Ice	260.61
TOTAL					509.96
21928	06/08/2022	Amazon Capital Services	Account # ARX6UTA334C06	1015 · Checking -Union Bank - GF x9757	-2,268.57
163G-NJL7-4HV4	06/01/2022		iPhone cases & off supplies	5335 · Office Expense	446.96
			Gas card pouch	5620 · Auto, Hotsy, Plug, Boat, Traile	477.92
			Mat for mister	5630 · Ops Equipment & Repairs	95.35
			Hand soaps	5340 · Janitorial/Household Expense	70.53
			Work boots for Seasonals	5725 · Apparel - Uniforms & Boots	175.33
			Fish pond water test solutions	5730 · Mosquito Fish	21.94
			Lab supplies	5825 · Lab Supplies	86.83
			Outreach program materials	5910 · Media and Network	735.90
			One way door for squirrels	5705 · Pesticides	107.85
			Tools for flea swabbing	5805 · Disease Surveillance	49.96
TOTAL					2,268.57
21929	06/08/2022	American Fidelity Assurance Company Payor: 56840		1015 · Checking -Union Bank - GF x9757	-1,553.82
6053204	06/03/2022		Flexible Spending Account (Employee Contrib)	5170 · Actives - Other Benefits	1,553.82
TOTAL					1,553.82
21930	06/08/2022	Cintas Corporation #464	Payer #15914933	1015 · Checking -Union Bank - GF x9757	-650.19
15914933 May2022	05/31/2022		Uniform Services 05/04/22 Inv #4118358488	5725 · Apparel - Uniforms & Boots	159.73
			Uniform Services 05/11/22 Inv #4119038404	5725 · Apparel - Uniforms & Boots	164.35
			Uniform Services 05/18/22 Inv #4119728087	5725 · Apparel - Uniforms & Boots	164.35

**San Mateo County Mosquito & Vector Control District**  
**Check Detail**

June 2022

<b>GF-Jun 2022</b>
------------------------

<u>Num</u>	<u>Date</u>	<u>Name</u>	<u>Memo</u>	<u>Account</u>	<u>Original Amount</u>
			Uniform Services 05/25/22 Inv #4120416227	5725 · Apparel - Uniforms & Boots	161.76
TOTAL					650.19
<b>21931</b>	<b>06/08/2022</b>	<b>Colorprint</b>		<b>1015 · Checking -Union Bank - GF x9757</b>	<b>-371.17</b>
30322	05/23/2022		Mosq maker kit labels (1,025)	5910 · Media and Network	340.20
30372	05/28/2022		Uniform name badges (Seasonal Tech)	5725 · Apparel - Uniforms & Boots	30.97
TOTAL					371.17
<b>21932</b>	<b>06/08/2022</b>	<b>Comcast</b>	<b>A/C #8155200280283815</b>	<b>1015 · Checking -Union Bank - GF x9757</b>	<b>-164.33</b>
8155200280283815	06/03/2022		Business Internet 06/08/22-07/07/22 (1351 Rollins)	5575 · Phone - Land Line-AT&T/Comcast	164.33
TOTAL					164.33
<b>21933</b>	<b>06/08/2022</b>	<b>Diversified Laboratory Repair</b>	<b>Cust #0000114</b>	<b>1015 · Checking -Union Bank - GF x9757</b>	<b>-450.00</b>
37180	05/20/2022		Preventive maint services for Freezers & Ervion Chamber	5840 · Lab Equip. Maintenance	450.00
TOTAL					450.00
<b>21934</b>	<b>06/08/2022</b>	<b>Eppendorf North America, Inc.</b>	<b>Customer #4100002587</b>	<b>1015 · Checking -Union Bank - GF x9757</b>	<b>-281.74</b>
4001188457	05/20/2022		Replace rotor lid for centrifuge	5835 · Lab Equip. Repair	281.74
TOTAL					281.74
<b>21935</b>	<b>06/08/2022</b>	<b>Flowers Electric &amp; Service Co., Inc.</b>	<b>Customer #1798</b>	<b>1015 · Checking -Union Bank - GF x9757</b>	<b>-913.24</b>
22205018	05/23/2022		Hardware water pump and install timer	5505 · Facility - Repairs & Maint	913.24
TOTAL					913.24
<b>21936</b>	<b>06/08/2022</b>	<b>Harrington Industrial Plastics LLC</b>	<b>Inv #003R5086</b>	<b>1015 · Checking -Union Bank - GF x9757</b>	<b>-482.35</b>
003R5086	05/25/2022		Plastic disc to seal BVA tanks. Replacing vents.	5705 · Pesticides	482.35
TOTAL					482.35
<b>21937</b>	<b>06/08/2022</b>	<b>Life Technologies Corporation</b>		<b>1015 · Checking -Union Bank - GF x9757</b>	<b>-2,469.83</b>

**San Mateo County Mosquito & Vector Control District  
Check Detail**

June 2022

<b>GF-Jun 2022</b>
------------------------

<u>Num</u>	<u>Date</u>	<u>Name</u>	<u>Memo</u>	<u>Account</u>	<u>Original Amount</u>
81298091	05/13/2022		PCR supply restocking (P.O.#02706-1809)	5845 · Lab PCR Supplies	2,126.20
81311425	05/17/2022		PCR supply restocking (P.O.#02706-1809)	5845 · Lab PCR Supplies	343.63
TOTAL					2,469.83
<b>21938</b>	<b>06/08/2022</b>	<b>Mettler-Toledo Rainin, LLC</b>		<b>1015 · Checking -Union Bank - GF x9757</b>	<b>-3,297.66</b>
678821427	05/12/2022		Multi-channel pipettes for disease testing (PO#02706-1808)	5805 · Disease Surveillance	1,695.01
678822075	05/13/2022		Multi-channel pipettes for disease testing (PO#02706-1808)	5805 · Disease Surveillance	1,602.65
TOTAL					3,297.66
<b>21939</b>	<b>06/08/2022</b>	<b>Pacific Office Automation</b>	<b>Customer #446374</b>	<b>1015 · Checking -Union Bank - GF x9757</b>	<b>-246.49</b>
164681	05/18/2022		Maintenance for 1 Color & 2 Blk/Wht Copiers 05/02/22-06/02/22	5380 · Copier and postage	246.49
TOTAL					246.49
<b>21940</b>	<b>06/08/2022</b>	<b>Pitney Bowes Global Financial Service 0076-7976-00-4</b>		<b>1015 · Checking -Union Bank - GF x9757</b>	<b>-209.35</b>
3105524587	05/27/2022		Postage meter rental 04/01/22-06/30/22	5380 · Copier and postage	209.35
TOTAL					209.35
<b>21941</b>	<b>06/08/2022</b>	<b>Quench USA, Inc.</b>	<b>A/C #D322868</b>	<b>1015 · Checking -Union Bank - GF x9757</b>	<b>-205.00</b>
INV04073042	06/01/2022		Water Dispenser Rental - Jun 2022	5335 · Office Expense	205.00
TOTAL					205.00
<b>21942</b>	<b>06/08/2022</b>	<b>Standard Insurance Company</b>	<b>142979</b>	<b>1015 · Checking -Union Bank - GF x9757</b>	<b>-1,204.87</b>
142979-0001 May2	05/19/2022		Long term disability due 06/01/2022	5165 · Long Term Disability - Standard	1,204.87
TOTAL					1,204.87
<b>21943</b>	<b>06/08/2022</b>	<b>Streamline</b>	<b>Invoice No: 112D6F75-0016</b>	<b>1015 · Checking -Union Bank - GF x9757</b>	<b>-370.00</b>
112D6F75-0016	06/01/2022		Streamline Web 6/1/2022-7/1/2022	5475 · Website Hosting / Microsoft	370.00
TOTAL					370.00
<b>21944</b>	<b>06/08/2022</b>	<b>Target Specialty Products</b>		<b>1015 · Checking -Union Bank - GF x9757</b>	<b>-18,012.61</b>

**San Mateo County Mosquito & Vector Control District  
Check Detail**

June 2022

<b>GF-Jun 2022</b>
------------------------

<u>Num</u>	<u>Date</u>	<u>Name</u>	<u>Memo</u>	<u>Account</u>	<u>Original Amount</u>
INVP500804278	05/18/2022		Altosid XR Slim Ingot.48/cs/pllt 220 White briquet/cs (20 Cs) (PO #02706-1811	5705 · Pesticides	17,268.13
INVP500808127	05/23/2022		Rodent Bait Stations and Contrac Blox	5705 · Pesticides	744.48
TOTAL					18,012.61
<b>21945</b>	<b>06/08/2022</b>	<b>Vision Service Plan</b>	<b>12 173343 0001</b>	<b>1015 · Checking -Union Bank - GF x9757</b>	<b>-484.08</b>
815197130	05/19/2022		Vision plan - Jun 2022	5145 · Actives - Vision Insurance	484.08
TOTAL					484.08
<b>21946</b>	<b>06/08/2022</b>	<b>Verizon</b>	<b>A/C #271667168-00001</b>	<b>1015 · Checking -Union Bank - GF x9757</b>	<b>-5,498.64</b>
9907440400	05/26/2022		Services for period 04/27-05/26/22 (CalNet)	5580 · Phone - Mobile Devices-Verizon	1,655.73
			Upgrade iPhones for staff (9)	5580 · Phone - Mobile Devices-Verizon	3,842.91
TOTAL					5,498.64
<b>21947</b>	<b>06/08/2022</b>	<b>MidAmerica-AUL Health Benefit Trust</b>	<b>HRA (Actives) Contribution Period 7/1/22-6/30/23</b>	<b>1015 · Checking -Union Bank - GF x9757</b>	<b>-12,600.00</b>
Jul22-Jun23Actives	06/07/2022		Annual HRA (Actives) Contribution (20 Full-time & 2 Part-time)	5130 · Actives - HRA Health Reimb Acct	12,600.00
TOTAL					12,600.00
<b>21948</b>	<b>06/08/2022</b>	<b>MidAmerica-AUL Health Benefit Trust</b>	<b>San Mateo County Mosquito</b>	<b>1015 · Checking -Union Bank - GF x9757</b>	<b>-10,657.20</b>
Jul-Dec'22-HRA Me	06/07/2022		Retiree HRA Medical Premium Reimb (Jul-Dec 2022)	5160 · Retirees - HRA & Medical Reimb	10,657.20
TOTAL					10,657.20
<b>21949</b>	<b>06/16/2022</b>	<b>Airgas Dry Ice</b>	<b>QAC40</b>	<b>1015 · Checking -Union Bank - GF x9757</b>	<b>-526.52</b>
9126402895	05/31/2022		Dry Ice (250 lbs)	5820 · Dry Ice	260.34
9126648166	06/07/2022		Dry Ice (256 lbs)	5820 · Dry Ice	266.18
TOTAL					526.52
<b>21950</b>	<b>06/16/2022</b>	<b>Allied Administrators for Delta Dental</b>	<b>Group No. 7918-7257</b>	<b>1015 · Checking -Union Bank - GF x9757</b>	<b>-2,508.80</b>
07918-07257-Jul22	06/06/2022		Dental Coverage-Jul '22	5135 · Actives - Dental Insurance	2,508.80
TOTAL					2,508.80

**San Mateo County Mosquito & Vector Control District**  
**Check Detail**

June 2022

<b>GF-Jun 2022</b>
------------------------

<u>Num</u>	<u>Date</u>	<u>Name</u>	<u>Memo</u>	<u>Account</u>	<u>Original Amount</u>
21951	06/16/2022	Bay Alarm	A/C #4678226	1015 · Checking -Union Bank - GF x9757	-155.16
19651148	05/24/2022		Access Control System 05/20/22-07/31/22 (1351 Rollins-Rear Gate)	5385 · Security and fire alarm	155.16
TOTAL					<u>155.16</u>
21952	06/16/2022	Colorprint		1015 · Checking -Union Bank - GF x9757	-3,643.38
30438	06/02/2022		Print outreach ads for SamTrans buses (PO 02706-1810)	5910 · Media and Network	2,530.28
30457	06/02/2022		2021 District Annual Report Booklets (100)	5910 · Media and Network	1,060.21
30513	06/06/2022		Uniform name badges (Seasonal Techs-3)	5725 · Apparel - Uniforms & Boots	52.89
TOTAL					<u>3,643.38</u>
21953	06/16/2022	Compu-Data, Inc.	Inv #63952	1015 · Checking -Union Bank - GF x9757	-140.00
63952	06/06/2022		Renewed smcmvcd site with Register.com	5455 · IT Consulting - Compu-Data	140.00
TOTAL					<u>140.00</u>
21954	06/16/2022	Dencco	SM County Mosquito & Vector Control Dist.	1015 · Checking -Union Bank - GF x9757	-2,773.69
Stmt 6-10-2022	06/10/2022		8/30/21 Inv#35226; Air condition unit repair	5505 · Facility - Repairs & Maint	420.00
			1/11/22 Inv#35667; Jan-2022 HVAC Inspection & Repairs	5505 · Facility - Repairs & Maint	1,214.80
			5/3/22 Inv#36056; Apr-2022 HVAC Inspection & Repairs	5505 · Facility - Repairs & Maint	1,138.89
TOTAL					<u>2,773.69</u>
21955	06/16/2022	Eco Medical Inc.	Invoice #12419	1015 · Checking -Union Bank - GF x9757	-51.45
12419	05/31/2022		Bio-waste container pick-up - May 2022	5830 · Lab Biowaste Disposal	49.00
			Temporary Fuel Charge 5%	5830 · Lab Biowaste Disposal	2.45
TOTAL					<u>51.45</u>
21956	06/16/2022	FDAC EBA	51 - SMCMVCD Jul-2022	1015 · Checking -Union Bank - GF x9757	-27,983.79
FDAC0722-SMCM	06/08/2022		Medical Insurance for Jul-2022	5125 · Actives - Medical Insurance	27,983.79
TOTAL					<u>27,983.79</u>

**San Mateo County Mosquito & Vector Control District  
Check Detail**

June 2022

<b>GF-Jun 2022</b>
------------------------

<u>Num</u>	<u>Date</u>	<u>Name</u>	<u>Memo</u>	<u>Account</u>	<u>Original Amount</u>
21957	06/16/2022	Fisher Scientific	Account No. 058330-001	1015 · Checking -Union Bank - GF x9757	-673.04
3529528	06/08/2022		Lab supplies	5825 · Lab Supplies	673.04
TOTAL					673.04
21958	06/16/2022	Flowers Electric & Service Co., Inc.	Customer #1798	1015 · Checking -Union Bank - GF x9757	-775.00
22205034	06/03/2022		Remove exposed wiring at 1415 N Carolan	5505 · Facility - Repairs & Maint	775.00
TOTAL					775.00
21959	06/16/2022	Flyers Energy, LLC	Account 700895	1015 · Checking -Union Bank - GF x9757	-4,298.01
CFS-3015089	05/31/2022		Fuels 05/16/2022-05/31/2022	5735 · Fuel	4,298.01
TOTAL					4,298.01
21960	06/16/2022	Grainger	809934680	1015 · Checking -Union Bank - GF x9757	-422.29
7101210495	06/05/2022		BVA tanks maint supply	5705 · Pesticides	16.37
			Bldg repair & maint supply	5505 · Facility - Repairs & Maint	43.40
			Lobby clock & suggestion box	5335 · Office Expense	112.37
			Disposable respirators	5720 · Safety Equipment	189.96
			CB Jeep repair	5620 · Auto, Hotsy, Plug, Boat, Traile	60.19
TOTAL					422.29
21961	06/16/2022	Great-West Life & Annuity Co	Group No. 98368	1015 · Checking -Union Bank - GF x9757	-7,517.49
06042022	06/04/2022		Employee Deferred Comp PPE 06/04/2022	5185 · Actives - Deferred Compensation	7,517.49
TOTAL					7,517.49
21962	06/16/2022	James Barry	Inv #209233	1015 · Checking -Union Bank - GF x9757	-120.00
209233	06/06/2022		Fish pond maintenance	5505 · Facility - Repairs & Maint	120.00
TOTAL					120.00
21963	06/16/2022	Kone Inc.	Customer #N191941	1015 · Checking -Union Bank - GF x9757	-1,791.57

**San Mateo County Mosquito & Vector Control District**  
**Check Detail**

<b>GF-Jun 2022</b>
------------------------

June 2022

Num	Date	Name	Memo	Account	Original Amount
962229670	06/01/2022		Elevator Maintenance 06/01/2021-08/31/2022	5505 · Facility - Repairs & Maint	1,497.18
			Emergency Monitoring & Wireless Service	5505 · Facility - Repairs & Maint	294.39
TOTAL					1,791.57
<b>21964</b>	<b>06/16/2022</b>	<b>Matthew Nienhuis</b>	<b>Per Diem to IT Leadership Event 6/8-6/10/22</b>	<b>1015 · Checking -Union Bank - GF x9757</b>	<b>-116.00</b>
IT Leadership/Diem	06/14/2022		Per Diem to IT Leadership Event 6/8-6/10/22	5215 · Conferences / Workshops Staff	116.00
TOTAL					116.00
<b>21965</b>	<b>06/16/2022</b>	<b>Michael D. Yoshida</b>	<b>Jan, Feb, May, Jun 2022 Board Meeting Exp Reimbursement</b>	<b>1015 · Checking -Union Bank - GF x9757</b>	<b>-400.00</b>
Jan-Jun'22 Reimb	06/09/2022		Jan, Feb, May, Jun 2022 Board Meeting Exp Reimbursement	5305 · Board Meeting Expenses	400.00
TOTAL					400.00
<b>21966</b>	<b>06/16/2022</b>	<b>Napa Auto Parts</b>	<b>A/C #5644</b>	<b>1015 · Checking -Union Bank - GF x9757</b>	<b>-637.95</b>
138072	06/09/2022		Motor oil for fleet maintenance	5620 · Auto, Hotsy, Plug, Boat, Traile	637.95
TOTAL					637.95
<b>21967</b>	<b>06/16/2022</b>	<b>Occupational Health Centers of Califo Account #N23-1060276454</b>		<b>1015 · Checking -Union Bank - GF x9757</b>	<b>-122.00</b>
75524411	06/01/2022		Drug test for Seasonal Techs (2)	5310 · Background / drug screening	122.00
TOTAL					122.00
<b>21968</b>	<b>06/16/2022</b>	<b>PG&amp;E</b>		<b>1015 · Checking -Union Bank - GF x9757</b>	<b>-1,002.66</b>
5594119880-0 May-	05/26/2022		PGE Elec & Gas for 1415 N Carolan 04/28/2022-05/26/2022	5560 · Gas & Electricity - PG&E	632.50
5584709654-6 May	05/26/2022		1351 Rollins Site 04/28/2022-05/26/2022	5560 · Gas & Electricity - PG&E	370.16
TOTAL					1,002.66
<b>21969</b>	<b>06/16/2022</b>	<b>Purchase Power</b>	<b>8000-9000-0074-1201</b>	<b>1015 · Checking -Union Bank - GF x9757</b>	<b>-208.99</b>
17662438-Jun-22	06/14/2022		Postage refill and transaction fee	5380 · Copier and postage	208.99
TOTAL					208.99
<b>21970</b>	<b>06/16/2022</b>	<b>Recology San Mateo County</b>	<b>A/C #731001072</b>	<b>1015 · Checking -Union Bank - GF x9757</b>	<b>-456.00</b>



**San Mateo County Mosquito & Vector Control District**  
**Check Detail**

June 2022

<b>GF-Jun 2022</b>
------------------------

<u>Num</u>	<u>Date</u>	<u>Name</u>	<u>Memo</u>	<u>Account</u>	<u>Original Amount</u>
45933348	05/27/2022		Garbage Service - May 2022	5340 · Janitorial/Household Expense	456.00
TOTAL					456.00
<b>21971</b>	<b>06/16/2022</b>	<b>RMT Landscape Contractors, Inc.</b>	<b>Customer #M332</b>	<b>1015 · Checking -Union Bank - GF x9757</b>	<b>-790.00</b>
20220637	06/10/2022		Landscape Maintenance Jun-2022 (1351 Rollins Rd)	5505 · Facility - Repairs & Maint	495.00
			Landscape Maintenance (1415 N Carolan Ave)	5505 · Facility - Repairs & Maint	295.00
TOTAL					790.00
<b>21972</b>	<b>06/16/2022</b>	<b>Ryan Thorndike</b>	<b>Reimb Tuition at College of SM</b>	<b>1015 · Checking -Union Bank - GF x9757</b>	<b>-176.00</b>
ReimbTuition	06/08/2022		Reimb Tuition at College of SM	5215 · Conferences / Workshops Staff	176.00
TOTAL					176.00
<b>21973</b>	<b>06/16/2022</b>	<b>San Mateo County Retirement Assoc. SM M.A.D.</b>		<b>1015 · Checking -Union Bank - GF x9757</b>	<b>-19,134.77</b>
06042022	06/04/2022		Employee Contribution Pay Period 05/22/2022-06/04/2022	5115 · Retirement - Employee Contribut	7,877.25
			Employer Contribution Pay Period 05/22/2022-06/04/2022	5110 · Retirement - Employer Contribut	11,257.52
TOTAL					19,134.77
<b>21974</b>	<b>06/16/2022</b>	<b>Spark Creative Design</b>	<b>Inv #2598</b>	<b>1015 · Checking -Union Bank - GF x9757</b>	<b>-625.00</b>
2598	06/01/2022		Various re-design, layouts & graphics work	5920 · Promotion & Printing	625.00
TOTAL					625.00
<b>21975</b>	<b>06/16/2022</b>	<b>U.S. Bank PARS Account # 674602240 Agency Name: San Mateo County Mosquito &amp; Vector Control District PPE</b>		<b>1015 · Checking -Union Bank - GF x9757</b>	<b>-539.78</b>
674602240-PP6-0	06/04/2022		Alternate Retirement System for Richard Arrow PPE 06/04/2022	5116 · Alternate Retire-Employee Contr	539.78
TOTAL					539.78
<b>21976</b>	<b>06/16/2022</b>	<b>William Glasspole</b>	<b>Reimb gasoline for Jeep</b>	<b>1015 · Checking -Union Bank - GF x9757</b>	<b>-30.00</b>
Reimb Gasoline	06/10/2022		Reimb gasoline for Jeep	5735 · Fuel	30.00
TOTAL					30.00

**San Mateo County Mosquito & Vector Control District  
Check Detail**

June 2022

<b>GF-Jun 2022</b>
------------------------

<u>Num</u>	<u>Date</u>	<u>Name</u>	<u>Memo</u>	<u>Account</u>	<u>Original Amount</u>
21977	06/16/2022	U.S. Bank	4246-0445-5564-6391	1015 · Checking -Union Bank - GF x9757	-3,781.05
	05/23/2022		District Credit Card Payment	1040 · US Bank Purchase Card	3,781.05
TOTAL					3,781.05
21978	06/28/2022	Great-West Life & Annuity Co	Group No. 98368	1015 · Checking -Union Bank - GF x9757	-7,517.49
06182022	06/18/2022		Employee Deferred Comp PPE 06/18/2022	5185 · Actives - Deferred Compensation	7,517.49
TOTAL					7,517.49
21979	06/28/2022	San Mateo County Retirement Assoc. SM M.A.D.		1015 · Checking -Union Bank - GF x9757	-19,134.78
06182022	06/18/2022		Employee Contribution Pay Period 06/05/2022-06/18/2022	5115 · Retirement - Employee Contribut	7,877.26
			Employer Contribution Pay Period 06/05/2022-06/18/2022	5110 · Retirement - Employer Contribut	11,257.52
TOTAL					19,134.78
21980	06/28/2022	U.S. Bank PARS Account # 674602240 Agency Name: San Mateo County Mosquito & Vector Control District PPE		1015 · Checking -Union Bank - GF x9757	-539.78
674602240-PP6-1:	06/18/2022		Alternate Retirement System for Richard Arrow PPE 06/18/2022	5116 · Alternate Retire-Employee Contr	539.78
TOTAL					539.78
21981	06/28/2022	Aim To Please Janitorial Services	Invoice #50 - Jun 2022	1015 · Checking -Union Bank - GF x9757	-1,525.00
50	06/27/2022		1351 Rollins Janitorial Services-Jun 2022	5340 · Janitorial/Household Expense	1,200.00
			1415 N Carolan Janitorial Services	5340 · Janitorial/Household Expense	325.00
TOTAL					1,525.00
21982	06/28/2022	Airgas Dry Ice	QAC40	1015 · Checking -Union Bank - GF x9757	-521.70
9126890403	06/14/2022		Dry Ice (250 lbs)	5820 · Dry Ice	260.85
99127129946	06/21/2022		Dry Ice (250 lbs)	5820 · Dry Ice	260.85
TOTAL					521.70
21983	06/28/2022	American Fidelity Assurance	Payor: 56840	1015 · Checking -Union Bank - GF x9757	-457.98
D469844	06/19/2022		Life/Acc/Cancer EE Insurance for Jun-2022	5170 · Actives - Other Benefits	457.98

**San Mateo County Mosquito & Vector Control District**  
**Check Detail**

June 2022

<b>GF-Jun 2022</b>
------------------------

<u>Num</u>	<u>Date</u>	<u>Name</u>	<u>Memo</u>	<u>Account</u>	<u>Original Amount</u>
TOTAL					457.98
21984	06/28/2022	Asbury Environmental Services	Invoice # I500-00835132	1015 · Checking -Union Bank - GF x9757	-95.00
I500-00835132	06/17/2022		Used oil disposal service 6/7/2022	5620 · Auto, Hotsy, Plug, Boat, Traile	95.00
TOTAL					95.00
21985	06/28/2022	Black Mountain Properties, LLC	Acct. t0000505 San Mateo County-1323 Rollins Rd., Burlingame	1015 · Checking -Union Bank - GF x9757	-11,230.88
Jul Rent/CAM	06/22/2022		Jul-2022 Rent-1323 Rollins Rd., Burlingame,CA	5399 · Facility Lease	7,944.00
			Est CAM	5399 · Facility Lease	3,232.00
			PGE 4/28-5/26/22	5399 · Facility Lease	54.88
TOTAL					11,230.88
21986	06/28/2022	Castaway Creative LLC	Invoice # 4014	1015 · Checking -Union Bank - GF x9757	-994.00
4014	06/21/2022		30 Second TV Summer 2022 District Ad	5920 · Promotion & Printing	994.00
TOTAL					994.00
21987	06/28/2022	Clarke Mosquito Control Products, Inc Customer # 002486		1015 · Checking -Union Bank - GF x9757	-15,738.58
5100964	06/13/2022		Natural XRT Tablet (10 Cs) (P.O. #02706-1813)	5705 · Pesticides	11,790.78
			Natural G30 Granule 40lb bag (5 Bags)	5705 · Pesticides	3,947.80
TOTAL					15,738.58
21988	06/28/2022	Colorprint		1015 · Checking -Union Bank - GF x9757	-2,350.21
30537	06/09/2022		Uniform name badges (Seasonal Techs-2)	5725 · Apparel - Uniforms & Boots	41.93
30558	06/17/2022		Business cards for Matthew Nienhuis (IT Director)	5335 · Office Expense	118.67
30544	06/17/2022		District Business Card Magnets-English (2,500)	5910 · Media and Network	859.59
30563	06/17/2022		District Business Card Magnets-Spanish (2,500)	5910 · Media and Network	859.59
30606	06/20/2022		Tick Rack Cards-2 Versions (600 x 2shts)	5910 · Media and Network	273.10
30664	06/21/2022		Regional Protected Lands Posters (1 foam core & 1 laminated)	5910 · Media and Network	197.33
TOTAL					2,350.21
21989	06/28/2022	Comcast	A/C #8155200280658818	1015 · Checking -Union Bank - GF x9757	-174.28

**San Mateo County Mosquito & Vector Control District**  
**Check Detail**

June 2022

<b>GF-Jun</b> <b>2022</b>
------------------------------

<u>Num</u>	<u>Date</u>	<u>Name</u>	<u>Memo</u>	<u>Account</u>	<u>Original Amount</u>
815520028065881E	06/15/2022		Business Internet 06/20/22-07/19/22 (1415 N Carolan)	5575 · Phone - Land Line-AT&T/Comcast	174.28
TOTAL					174.28
<b>21990</b>	<b>06/28/2022</b>	<b>Compu-Data, Inc.</b>	<b>Inv #63952</b>	<b>1015 · Checking -Union Bank - GF x9757</b>	<b>-140.00</b>
63964	06/21/2022		Connected Devina with QuickBooks (1hr)	5455 · IT Consulting - Compu-Data	140.00
TOTAL					140.00
<b>21991</b>	<b>06/28/2022</b>	<b>Erika Eugenia Alor Vazquez</b>	<b>Invoice #00002</b>	<b>1015 · Checking -Union Bank - GF x9757</b>	<b>-100.00</b>
00002	06/26/2022		Spanish translation for outreach materials	5910 · Media and Network	100.00
TOTAL					100.00
<b>21992</b>	<b>06/28/2022</b>	<b>Fisher Scientific</b>	<b>Account No. 058330-001</b>	<b>1015 · Checking -Union Bank - GF x9757</b>	<b>-267.98</b>
3574830	06/09/2022		Lab supplies	5825 · Lab Supplies	267.98
TOTAL					267.98
<b>21993</b>	<b>06/28/2022</b>	<b>Flyers Energy, LLC</b>	<b>Account 700895</b>	<b>1015 · Checking -Union Bank - GF x9757</b>	<b>-4,718.93</b>
CFS-3028937	06/15/2022		Fuels 06/01/2022-06/15/2022	5735 · Fuel	4,718.93
TOTAL					4,718.93
<b>21994</b>	<b>06/28/2022</b>	<b>Fusion Cloud Company, LLC</b>	<b>Customer No. 3789973</b>	<b>1015 · Checking -Union Bank - GF x9757</b>	<b>-500.05</b>
9519193	06/18/2022		Phone System Jul-2022	5570 · Phone - VOIP - Fusion/MegaPath	500.05
TOTAL					500.05
<b>21995</b>	<b>06/28/2022</b>	<b>Jarvis Fay LLP</b>		<b>1015 · Checking -Union Bank - GF x9757</b>	<b>-6,402.00</b>
16533	05/31/2022		VLF/Excess ERAF Matter (.4hr) - Legal Services thru May-2022	5350 · Legal Services	140.00
16523	05/31/2022		Board Matter (10.2hrs) - Legal Services thru May-2022	5350 · Legal Services	2,703.00
			HR MOU & Contract Matters (4hrs)	5350 · Legal Services	1,060.00
			Architectural RFP (.9hr)	5350 · Legal Services	193.50
			VLF/Excess ERAF Matter (8.7hrs)	5350 · Legal Services	2,305.50

**San Mateo County Mosquito & Vector Control District**  
**Check Detail**

June 2022

<b>GF-Jun 2022</b>
------------------------

Num	Date	Name	Memo	Account	Original Amount
TOTAL					6,402.00
21996	06/28/2022	Lampire Biological Laboratories, Inc.	A/C # SANMAT	1015 · Checking -Union Bank - GF x9757	-316.00
446103	06/08/2022		Chicken Blood (PO# 02076-1779)	5815 · Mosquito Blood	316.00
TOTAL					316.00
21997	06/28/2022	Mettler-Toledo Rainin, LLC	Customer No. 700025193	1015 · Checking -Union Bank - GF x9757	-389.68
678834068	06/07/2022		Lab supplies-pipettor	5825 · Lab Supplies	389.68
TOTAL					389.68
21998	06/28/2022	Moser Carpet Repairs Inc,	Invoice #510	1015 · Checking -Union Bank - GF x9757	-300.00
510	06/20/2022		Repaired carpet at the receptionist desk area.	5335 · Office Expense	300.00
TOTAL					300.00
21999	06/28/2022	Pacific Office Automation	Customer #446374	1015 · Checking -Union Bank - GF x9757	-246.49
210072	06/08/2022		Maintenance for 1 Color & 2 Blk/Wht Copiers 06/02/22-07/02/22	5380 · Copier and postage	246.49
TOTAL					246.49
22000	06/28/2022	Public Agency Retirement Services (P.	Customer #SAN400	1015 · Checking -Union Bank - GF x9757	-306.00
50841	06/08/2022		PARS Alternate Retirement System Fees PE 04/30/2022	5325 · HR & Finance Consultant	306.00
TOTAL					306.00
22001	06/28/2022	Redwood Trading Post	Customer ID CU00001000007751	1015 · Checking -Union Bank - GF x9757	-140.07
1000256072	05/13/2022		Work boots for Seasonal Lab (Grace Shaw)	5725 · Apparel - Uniforms & Boots	140.07
TOTAL					140.07
22002	06/28/2022	Standard Insurance Company	142979	1015 · Checking -Union Bank - GF x9757	-1,204.87
142979-0001 Jun22	06/21/2022		Long term disability due 07/01/2022	5165 · Long Term Disability - Standard	1,204.87
TOTAL					1,204.87

**San Mateo County Mosquito & Vector Control District  
Check Detail**

June 2022

<b>GF-Jun 2022</b>
------------------------

Num	Date	Name	Memo	Account	Original Amount
22003	06/28/2022	Target Specialty Products	Customer ID 5005852	1015 · Checking -Union Bank - GF x9757	-941.38
					941.38
INVP500839321	06/22/2022		Delta Dust (1lb) - 24/cs. 30cs/Plit (Qty:48)	5705 · Pesticides	941.38
TOTAL					941.38
22004	06/28/2022	Tick Key International	Invoice #4043582	1015 · Checking -Union Bank - GF x9757	-3,500.00
					3,500.00
4043582	06/02/2022		Tick Keys & logo engraving (Qty 1000) (P.O. #02706-1814)	5910 · Media and Network	3,500.00
TOTAL					3,500.00
22005	06/28/2022	Vision Service Plan	12 173343 0001	1015 · Checking -Union Bank - GF x9757	-532.08
					508.08
815424795	06/19/2022		Vision plan - Jul 2022	5145 · Actives - Vision Insurance	508.08
			A. Crews-Jun 2022 Retro Adj	5145 · Actives - Vision Insurance	24.00
TOTAL					532.08
<b>CHECK TOTAL</b>					<b><u>254,699.69</u></b>

Note: Previous month's check numbers were 21849-21918. Current month's check numbers are 21919-22005 (87 checks).

**Check Detail**  
**Check Detail**  
**June 2022**

<b>CPF-Jun 2022</b>
-------------------------

Num	Date	Name	Memo	Account	Original Amount
<b>1084</b>	<b>06/08/2022</b>	<b>Enterprise FM Trust</b>	<b>Customer No. 458563</b>	<b>1025 · Checking -Union Bank -CPF x6913</b>	<b>-3,933.16</b>
FBN4474410	06/03/2022		22NCN8-2018 NISS Frontier- May 2022	6030 · Vehicle Leases	298.49
			22NCNB-2018 NISS Frontier	6030 · Vehicle Leases	298.49
			22NCNF-2018 NISS Frontier	6030 · Vehicle Leases	33.70
			22NCNJ-2018 NISS Frontier	6030 · Vehicle Leases	33.70
			23CDWF-2020 Subaru Forester	6030 · Vehicle Leases	318.64
			23LVXF-2019 NISS Frontier (Kim)	6030 · Vehicle Leases	405.59
			23LW6S-2019 NISS Frontier (Lab)	6030 · Vehicle Leases	455.33
			23MNV2-2020 NISS Frontier	6030 · Vehicle Leases	391.87
			23MWW2-2020 NISS Frontier	6030 · Vehicle Leases	391.88
			23MWW3-2020 NISS Frontier	6030 · Vehicle Leases	391.88
			23MWW8-2020 NISS Frontier	6030 · Vehicle Leases	129.32
			25QSHX-2022 FORD Explorer	6030 · Vehicle Leases	745.52
			DMV Reg Fee-25QSHX-2022 FORD Explorer	6030 · Vehicle Leases	30.00
			CA Tire Tax-25QSHX-2022 FORD Explorer	6030 · Vehicle Leases	8.75
TOTAL					<u>3,933.16</u>
<b>1085</b>	<b>06/16/2022</b>	<b>Bay Alarm</b>	<b>1351 Rollins-Access Control for Rear Gate-2nd 1/2 Dep</b>	<b>1025 · Checking -Union Bank -CPF x6913</b>	<b>-1,825.00</b>
19651509	05/31/2022		1351 Rollins-Access Control for Rear Gate-2nd 1/2 Deposit	6010 · Building Improvements	1,825.00
TOTAL					<u>1,825.00</u>
<b>1086</b>	<b>06/16/2022</b>	<b>Enterprise FM Trust</b>	<b>Customer No. 458563; UNIT 25QSHX</b>	<b>1025 · Checking -Union Bank -CPF x6913</b>	<b>-15,500.00</b>
UNIT 25QSHX	06/14/2022		25QSHX- Down Payment on 2022 FORD Explorer	6030 · Vehicle Leases	14,139.11
			25QSHX- Tax on Down Payment for 2022 FORD Explorer	6030 · Vehicle Leases	1,360.89
TOTAL					<u>15,500.00</u>
<b>1087</b>	<b>06/16/2022</b>	<b>Hotsy Pacific</b>	<b>Customer No.: SMC MOSQUITO</b>	<b>1025 · Checking -Union Bank -CPF x6913</b>	<b>-10,886.75</b>
86215	05/31/2022		Replaced Hotsy Pressure Washer (PO#02076-1775) FA-0515	6020 · Equipment - Operations & Admin	10,886.75
TOTAL					<u>10,886.75</u>

**Check Detail**  
**Check Detail**  
**June 2022**

<b>CPF-Jun</b> <b>2022</b>
-------------------------------

Num	Date	Name	Memo	Account	Original Amount
1088	06/17/2022	Enterprise FM Trust	Cust No. 458563; Unit 23MVW2 & Unit 23MVW8 PAY OFF	1025 · Checking -Union Bank -CPF x6913	-18,477.92
	Pay Off		Unit 23MVW2-2020 NISS Frontier Lease Payoff	6030 · Vehicle Leases	14,391.45
	06/17/2022		Unit 23MVW8-2020 NISS Frontier Lease Payoff	6030 · Vehicle Leases	4,086.47
TOTAL					18,477.92
<b>CHECK TOTAL</b>					<b>50,622.83</b>

Note: Previous month's check number was 1083. Current month's check number are 1084-1088 (5 checks).



**San Mateo County Mosquito & Vector Control District  
Credit Card Transaction Detail by Account**

<b>Jun 2022</b>
---------------------

June 2022

Type	Date	Name	Memo	Split	Amount
<b>1040 · US Bank Purchase Card</b>					
<b>1045 · US Bank Visa Brian x8037</b>					
Credit Card Charge	06/07/2022	Misc-Admin	Grammarly - 12-month subscription	5330 · Memberships & Subscriptions	540.00
Credit Card Charge	06/08/2022	Microsoft	Online Email services	5475 · Website Hosting / Microsoft	33.29
Credit Card Charge	06/08/2022	Microsoft	Online Email services	5475 · Website Hosting / Microsoft	24.98
Credit Card Charge	06/15/2022	Misc- Outreach	The Ink Spot - Pencils with mosq prevention info for children at outreach events	5910 · Media and Network	810.00
Credit Card Charge	06/16/2022	Tap Plastics Inc	Aquaria used in classrms & other settings to teach children & public about mosq	5910 · Media and Network	4,129.57
Credit Card Charge	06/17/2022	Scholastic Inc.	Insect themed books with District logo sticker and handed out at youth programs	5910 · Media and Network	992.55
Credit Card Charge	06/21/2022	Misc- Ops	American AED - AED for main office at 1351 Rollins Road	5720 · Safety Equipment	1,849.00
Total 1045 · US Bank Visa Brian x8037					8,379.39
<b>1050 · US Bank Visa Admin x5992</b>					
Credit Card Charge	05/24/2022	Misc- Outreach	Etsy.com-Boxes for building educ tick displays for County Park locations	5910 · Media and Network	164.44
Credit Card Charge	05/24/2022	Misc- Outreach	AP Stylebook Online - Media language stylebook for public relations reference	5910 · Media and Network	22.00
Credit Card Charge	05/24/2022	FasTrak	Replenish bridge toll	5215 · Conferences / Workshops Staff	25.00
Credit Card Charge	05/24/2022	Misc- Outreach	Rite in the Rain - JL Darling - for educ outreach in collaboration with SM Cnty	5910 · Media and Network	797.36
Credit Card Charge	05/24/2022	Cresco Equipment Rental	Propane for forklift	5735 · Fuel	37.27
Credit Card Charge	05/24/2022	Misc- Outreach	McMaster-Carr-Leveling feet for display table in lobby for outreach materials	5910 · Media and Network	16.88
Credit Card Charge	05/26/2022	Outdoor Supply Hardware	Concrete sleeve anchors for wheel balancer	5620 · Auto, Hotsy, Plug, Boat, Traile	21.59
Credit Card Charge	05/27/2022	Peninsula Feed	Restocking chicken feed	5810 · Sentinel Chicken Flocks/Supply	101.36
Credit Card Charge	05/31/2022	Misc- Ops	Worx Gloves - Gloves for staff for pesticide treatments	5720 · Safety Equipment	154.30
Credit Card Charge	06/01/2022	Mosyle Business	Manage Apple iPads & Mac-Jun '22 Subscriptn	5465 · Computer Software	28.75
Credit Card Charge	06/03/2022	Misc-Lab	The Container Store - Boxes for YJ baiting project	5825 · Lab Supplies	87.59
Credit Card Charge	06/03/2022	Misc-Admin	Register Website - Website domain name	5475 · Website Hosting / Microsoft	77.75
Credit Card Charge	06/06/2022	Mettler-Toledo Rainin, LLC	Restocking pipette tips	5845 · Lab PCR Supplies	631.35
Credit Card Charge	06/07/2022	Misc- Ops	Worx Gloves - Gloves for staff for pesticide applications	5720 · Safety Equipment	318.07
Credit Card Charge	06/08/2022	Misc- Ops	Play it Koi - Annual service kit for PF750UV	5730 · Mosquito Fish	99.98
Credit Card Charge	06/09/2022	Costco	Water bottles for seasonals	5720 · Safety Equipment	92.05
Credit Card Charge	06/10/2022	Misc-Admin	Lake Tahoe Resort Hotel - Hotel reservation for Matthew Nienhuis - IT Conf	5215 · Conferences / Workshops Staff	440.54
Credit Card Charge	06/10/2022	Costco	Tables and chairs for special events	5335 · Office Expense	827.13
Credit Card Charge	06/14/2022	Misc- Ops	Play it Koi - Replacement UV lamp transformer for PF750UV pond filter in fish rm	5730 · Mosquito Fish	114.98
Credit Card Charge	06/15/2022	GoToMyPC.Com	Annual subscription - Finance Director Richard Arrow	5465 · Computer Software	420.00
Credit Card Charge	06/17/2022	West Marine Pro	Grease for trailers, argos, boats, and trucks	5620 · Auto, Hotsy, Plug, Boat, Traile	164.32
Credit Card Charge	06/20/2022	Misc-Lab	BEI Resources - Shipping testing for plague	5845 · Lab PCR Supplies	20.00
Credit Card Charge	06/21/2022	Life Technologies Corporati	Misc lab supplies	5845 · Lab PCR Supplies	82.29
Credit Card Charge	06/21/2022	Intuit	Quickbooks Annual Support	5465 · Computer Software	249.95
Total 1050 · US Bank Visa Admin x5992					4,994.95

San Mateo County Mosquito & Vector Control District  
Credit Card Transaction Detail by Account

Jun  
2022

June 2022

Type	Date	Name	Memo	Split	Amount
TOTAL 1040 · US Bank Purchase Card					13,374.34



P.O. BOX 6343  
FARGO ND 58125-6343



000000938 01 SP 0.530 106481518641538 P  
SMCMVCD  
ATTN DISTRICT MANAGER  
1351 ROLLINS RD  
BURLINGAME CA 94010-2409

ACCOUNT NUMBER [REDACTED]  
STATEMENT DATE 06-22-2022  
AMOUNT DUE \$17,155.39  
NEW BALANCE \$17,155.39  
PAYMENT DUE ON RECEIPT

Jun  
2022

AMOUNT ENCLOSED  
\$ 13,374.34

Please make check payable to "U.S. Bank"

U.S. BANK CORPORATE PAYMENT SYSTEMS  
P.O. BOX 790428  
ST. LOUIS, MO 63179-0428

[REDACTED] 001715539 001715539

Please tear payment coupon at perforation.

CORPORATE ACCOUNT SUMMARY									
SMCMAD	Previous Balance	Purchases And Other Charges	Cash Advances	Cash Advance Fees	Late Payment Charges	Credits	Payments	New Balance	
Company Total	\$20,288.76	\$13,374.34	\$0.00	\$0.00	\$0.00	\$0.00	\$16,507.71	\$17,155.39	

CORPORATE ACCOUNT ACTIVITY				
SMCMAD				TOTAL CORPORATE ACTIVITY
				\$16,507.71 CR
Post Date	Tran Date	Reference Number	Transaction Description	Amount
05-26	05-24	7479826214600000000663	PAYMENT - THANK YOU 00000 C	16,507.71 PY

NEW ACTIVITY					
BRIAN WEBER		CREDITS	PURCHASES	CASH ADV	TOTAL ACTIVITY
		\$0.00	\$8,379.39	\$0.00	\$8,379.39
Post Date	Tran Date	Reference Number	Transaction Description	Amount	
06-07	06-07	24482152158717725281821	GRAMMARLY COVPU1CFQ GRAMMARLY.COM CA	540.00	
06-09	06-08	24430982159400813015301	MSFT * E0100IX8B9 MSBILL INFO WA	33.29	
06-09	06-08	24430982159400813015327	MSFT * E0100IXEZ MSBILL INFO WA	24.08	
06-18	06-15	24682182186100582849971	THE INK SPOT 823-780-3204 AZ	405.00	
06-18	06-15	24682182186100582849989	THE INK SPOT 823-780-3204 AZ	405.00	

<b>CUSTOMER SERVICE CALL</b>  800-344-5696	ACCOUNT NUMBER		ACCOUNT SUMMARY	
	[REDACTED]		PREVIOUS BALANCE	20,288.76
<b>SEND BILLING INQUIRIES TO:</b> U.S. Bank National Association C/O U.S. Bancorp Purchasing Card Program P.O. Box 6335 Fargo, ND 58125-6335	STATEMENT DATE	DISPUTED AMOUNT	PURCHASES & OTHER CHARGES	13,374.34
	06/22/22	.00	CASH ADVANCES	.00
	AMOUNT DUE		CASH ADVANCE FEES	.00
			LATE PAYMENT CHARGES	.00
	17,155.39		CREDITS	.00
			PAYMENTS	16,507.71
		ACCOUNT BALANCE	17,155.39	



Company Name: SMCMVCD
Corporate Account Number: [REDACTED]
Statement Date: 06-22-2022

NEW ACTIVITY				
Post Date	Tran Date	Reference Number	Transaction Description	Amount
06-17	06-16	24275392167900014000235	TAP PLASTICS #16 650-3447127 CA	4,129.57
06-20	06-17	24009582169600112536265	SCHOLASTIC EDUCATION 573-632-1834 MO	992.55
06-22	06-21	24489932172300616257959	AMERICAN AED LLC 954-458-6618 FL	1,849.00
<b>SMCMVCD ADMIN</b>				<b>TOTAL ACTIVITY</b>
			<b>CREDITS</b>	<b>PURCHASES</b>
			\$0.00	\$4,994.95
			<b>CASH ADV</b>	<b>\$0.00</b>
				<b>\$4,994.95</b>
Post Date	Tran Date	Reference Number	Transaction Description	Amount
05-25	05-24	24204292144357127160131	ETSY.COM - RUSTICANDCHARR 718-8557955 NY	164.44
05-25	05-24	24426292144027016490939	APSTYLEBOOK.COM 833-240-6020 CA	22.00
05-25	05-24	24431082144075321278333	FASTRAK CSC 415-486-8655 CA	25.00
05-26	05-24	24251382145017023312117	JL DARLING 253-922-5000 WA	797.36
05-26	05-24	24323042145046400193992	CRESCO EQUIPMENT RENTALS BURLINGAME CA	37.27
05-26	05-24	24789302145299200220623	MCMMASTER-CARR 630-834-9600 IL	16.88
05-27	05-26	24231682147091003953295	OUTDOOR SUPPLY MILLBRAE MILLBRAE CA	21.59
05-30	05-27	24692162147100840253028	SQ *PENINSULA FEED STORE REDWOOD CITY CA	101.36
06-02	05-31	24000972152328005956934	WORXGLOVES.COM 999-9999999 CA	154.30
06-02	06-01	24492162152000036186806	MOSYLE BUS* MOSYLE BUS HTTPSBUSINESS FL	28.75
06-06	06-03	24692162154100445314480	CONTAINERSTORE.COM 800-733-3532 TX	87.59
06-06	06-03	24906412154148800804339	WEB*REGISTERWEBSITE 800-8999723 FL	77.75
06-07	06-06	24906412157149940601084	METTLER TOLEDO 800-4724648 CA	631.35
06-09	06-07	24000972159357906425627	WORXGLOVES.COM 999-9999999 CA	318.07
06-09	06-08	24492162159000030179891	SP PLAY IT KOI PLAYITKOILLC WA	99.98
06-09	06-09	24692162160100202708397	WWW.COSTCO.COM 800-955-2292 WA	62.05
06-13	06-10	24000972163371110351275	LAKE TAHOE RESORT LODG SOUTH LAKE TA CA 0000013426 ARRIVAL: 06-08-22	440.54
06-13	06-11	24692162162100630673203	WEST MARINE #300 800-937-2628 CA	16.43
06-13	06-11	24692162162100630674433	WEST MARINE #300 800-937-2628 CA	16.43
06-13	06-12	24692162163100420814941	WEST MARINE #300 800-937-2628 CA	65.73
06-13	06-12	24692162163100420815229	WEST MARINE #300 800-937-2628 CA	32.87
06-13	06-12	24692162163100420815245	WEST MARINE #300 800-937-2628 CA	16.43
06-13	06-10	24943002162898000087707	COSTCO WHSE#654 SOUTH SAN FRA CA	827.13
06-15	06-14	24492162165000028573370	SP PLAY IT KOI PLAYITKOILLC WA	114.88
06-16	06-15	24692162166100756900402	GOTOCOM*GOTOMYPC GOTO.COM MA	420.00
06-20	06-17	24692162168100547736121	WEST MARINE #300 800-937-2628 CA	16.43
06-21	06-21	24492162172717597207654	LIFETECH CORPORATION 800-955-6288 CA	82.29
06-21	06-20	24493982172026892541368	ATCC 703-365-2700 VA	20.00
06-22	06-21	24692162172100324841114	INTUIT *QUICKBOOKS CL.INTUIT.COM CA	249.95

Department: 00000 Total:  
Division: 00000 Total:

\$13,374.34  
\$13,374.34



**Item 4C**

**Preliminary  
Monthly Financial Report  
Month Ending July  
2022**

**Staff Recommendation:** Motion to recommend approval of the July 31, 2022, preliminary Financial Report.

**Statement of Revenues, Expenditures and Change in Fund Balance**

Total revenues received from July 1 through July 31, 2022 (YTD) was \$ 39,916 total expenditures YTD was \$ 954,071; and the change in fund balance was \$ 914,154. The District had \$ 7.4 million in cash available in

	<b>General</b>	<b>Capital</b>	<b>Total</b>
	<b>Fund</b>	<b>Fund</b>	<b>Funds</b>
<b>Beginning Fund Balance 7/1/2022:</b>	\$ 8,017,720	\$ 1,025,988	\$ 9,043,708
Revenues/Resources	\$ 39,916	\$ -	\$ 39,916
Due To (From) Funds	\$ -	\$ -	\$ -
Expenditures	\$ 900,931	\$ 53,140	\$ 954,070
<b>Change in Fund Balance</b>	<b>(861,014)</b>	<b>(53,140)</b>	<b>\$ (914,154)</b>
<b>* Ending Fund Balance</b>	<b>\$ 7,156,706</b>	<b>\$ 972,848</b>	<b>\$ 8,129,554</b>

<b>* Components of Fund Balance:</b>			
<b>Nonspendable (Inventory)</b>	\$ 143,930.00	\$ -	\$ 143,930.00
<b>Assigned (Capital Improvements)</b>	-	972,848	972,848
<b>Public Health Emergency Fund</b>	800,000	-	800,000
<b>Natural Disaster Emergency Fund</b>	650,000	-	650,000
<b>Real Property Acquisiton Fund</b>	1,134,670	-	1,134,670
<b>Debt Service Repayment Fund</b>	1,000,000	-	1,000,000
<b>Unrestricted Fund Balance</b>	3,428,106	-	3,428,106
<b>Total</b>	<b>\$ 7,156,706</b>	<b>\$ 972,848</b>	<b>\$ 8,129,554</b>

**Budget Variances**

Revenues

Actual revenues received through July 2022 were over budget by \$ 15,153 resulting from increased service abatement revenue.



**SAN MATEO COUNTY  
MOSQUITO & VECTOR  
CONTROL DISTRICT**

*Protecting public health since 1916*

1351 Rollins Road  
Burlingame, CA 94010

phone (650) 344-8592  
fax (650) 344-3843

[www.smcmvcd.org](http://www.smcmvcd.org)

Expenditures

Expenditures through July 2022 were under budget by \$ 59,618 primarily due to the timing of expenditures contained in the table below:

Salaries & Wages	Under	\$33,869	79.2%	Includes reversal of accrued salaries at 6/30/2022. Also timing difference between bi-weekly and monthly flow of salaries.

The Board’s budget level of control is at the category level, for example Salaries, Benefits, Admin., Operations, etc. The above table provides explanations for variances over \$15,000.

**Questions**

Please direct all inquiries related to this financial reporting package to the District Manager, Brian Weber, before the board meeting to allow for adequate research. He can be reached at the District office at (650) 344-8592 or via email at [bweber@smcmvcd.org](mailto:bweber@smcmvcd.org).

**Approval**

This month’s financial statements are fairly presented. The District Manager and Finance Director approved all disbursements and the monthly bank reconciliation. A Board Officer and the District Manager signed all checks.



**Attachments:**

1. Statement of Financial Position/Balance Sheet
2. Statement of Revenues, Expenditures and Change in Fund Balance
3. Budget Variance Reports

Month

YTD

YTD compared with adopted budget

4. Accounts Receivable Aging Summary

On the July 2022 summary, accounts receivable outstanding greater than 90 days total is \$ 9,881 primarily consisting of amounts due San Francisco International Airport (\$ 1,783), City of San Francisco Parks (\$ 7,954) and Silicon Valley Clean Water (\$144). Staff is actively pursuing collection activities.

5. Cash Activity & Reconciliation to County

The District's accounting system is fully reconciled with the County statement.

6. Payroll Disbursement

All payroll disbursements were made to employees and trustees for their monthly stipends. All employees were paid per District salary and wage schedule and longevity policies.

7. Check Detail

This month, the District wrote General Fund checks numbers from 22006 to 22074. Last month's check number ended at 22005 All checks written were to vendors on account, retired employees, or reimbursements to current employees, per District policy. In July 2022, 69 checks written from the General Fund totaled \$ 765,909.41. In addition, the District wrote 1 check from the Capital Fund totaling \$ 3,120.50 (check number 1089).

8. Purchase Card Report and Bank Statement

All card purchases for the month were from commercial vendors and met the District purchase card policy. A copy of the purchase card bank statement is attached. Also, descriptions of all purchases from Amazon are included in the attached detailed purchase card transactions report.

---

San Mateo County Mosquito & Vector Control District  
 Balance Sheet  
 As of Jul 31, 2022

	Total Jul 31, 22	General Fund	Capital Fund
<b>ASSETS</b>			
<b>Current Assets</b>			
<b>Checking/Savings</b>			
1010 · Cash-County Treasury-GF x2706	6,369,599	6,369,599	
1015 · Checking -Union Bank - GF x9757	(82,046)	(82,046)	
1020 · Cash-County Treasury-CPF x2705	1,022,289		1,022,289
1025 · Checking -Union Bank - CPF x6913	-		-
1016 · County Funds - FMV	38,952	38,412	540
1030 · Petty Cash	400	400	
1035 · PARS Pension Rate Stabilization	125,133	125,133	
<b>Total Checking/Savings</b>	<b>7,474,327</b>	<b>6,451,498</b>	<b>1,022,829</b>
<b>Accounts Receivable</b>			
1100 · Accounts Receivable	138,944	138,944	
1105 · Interest Receivable	-	-	-
<b>Total Accounts Receivable</b>	<b>138,944</b>	<b>138,944</b>	<b>-</b>
<b>Other Current Assets</b>			
1106 · Other Receivable	38,397	38,397	
1220 · VCJPA-Member Contingency Fund	475,622	475,622	
1230 · Pesticide Inventory	155,369	155,369	
1300 · Prepaid Items	-	-	
<b>Total Other Current Assets</b>	<b>669,388</b>	<b>669,388</b>	<b>-</b>
<b>Total Current Assets</b>	<b>8,282,659</b>	<b>7,259,830</b>	<b>1,022,829</b>
<b>TOTAL ASSETS</b>	<b>8,282,659</b>	<b>7,259,830</b>	<b>1,022,829</b>
<b>LIABILITIES &amp; FUND BALANCE</b>			
<b>Liabilities</b>			
<b>Current Liabilities</b>			
<b>Accounts Payable</b>			
2000 · Accounts Payable	153,106	103,125	49,981
<b>Total Accounts Payable</b>	<b>153,106</b>	<b>103,125</b>	<b>49,981</b>
<b>Credit Cards</b>			
1040 · US Bank Purchase Card	-	-	
<b>Total Credit Cards</b>	<b>-</b>	<b>-</b>	<b>-</b>
<b>Other Current Liabilities</b>			
2200 · Accrued Wages	-	-	
<b>Total Other Current Liabilities</b>	<b>-</b>	<b>-</b>	<b>-</b>
<b>Total Current Liabilities</b>	<b>153,106</b>	<b>103,125</b>	<b>49,981</b>
<b>Total Liabilities</b>	<b>153,106</b>	<b>103,125</b>	<b>49,981</b>
<b>Fund Balance</b>			
Beginning Fund Balance, 7/1/2022	9,043,708	8,017,720	1,025,988
Due To (From) Funds	-	-	-
Revenues Over Expenditures	(914,154)	(861,014)	(53,140)
<b>Ending Fund Balance *</b>	<b>8,129,554</b>	<b>7,156,706</b>	<b>972,848</b>
<b>TOTAL LIABILITIES &amp; FUND BALANCE</b>	<b>8,282,659</b>	<b>7,259,830</b>	<b>1,022,829</b>
<b>* COMPONENTS OF ENDING FUND BALANCE</b>			
Nonspendable (Inventory)	143,930	143,930	-
Assigned (Capital Improvements)	972,848	-	972,848
Public Health Emergency Fund	800,000	800,000	-
Natural Disaster Emergency Fund	650,000	650,000	-
Real Property Acquisiton Fund	1,134,670	1,134,670	-
Debt Service Repayment Fund	1,000,000	1,000,000	-
Unrestricted Fund Balance (Includes Working Capital)	3,428,106	3,428,106	-
<b>Total Fund Balance</b>	<b>8,129,554</b>	<b>7,156,706</b>	<b>972,848</b>



	General	Capital	Total
	Fund	Fund	Funds
<b>Beginning Fund Balance 7/1/2022:</b>	\$ 8,017,720	\$ 1,025,988	\$ 9,043,708
Revenues/Resources	\$ 39,916	\$ -	\$ 39,916
Due To (From) Funds	\$ -	\$ -	\$ -
Expenditures	\$ 900,931	\$ 53,140	\$ 954,070
<b>Change in Fund Balance</b>	(861,014)	(53,140)	\$ (914,154)
<b>* Ending Fund Balance</b>	\$ 7,156,706	\$ 972,848	\$ 8,129,554

<b>* Components of Fund Balance:</b>			
Nonspendable (Inventory)	\$ 143,930.00	\$ -	\$ 143,930.00
Assigned (Capital Improvements)	-	972,848	972,848
Public Health Emergency Fund	800,000	-	800,000
Natural Disaster Emergency Fund	650,000	-	650,000
Real Property Acquisiton Fund	1,134,670	-	1,134,670
Debt Service Repayment Fund	1,000,000	-	1,000,000
Unrestricted Fund Balance	3,428,106	-	3,428,106
<b>Total</b>	<b>\$ 7,156,706</b>	<b>\$ 972,848</b>	<b>\$ 8,129,554</b>

Statement of Revenues, Expenditures Budget vs. Actual  
July 2022 through June 2023

Month of Report:

Jul, 2022

GENERAL FUND:

Ordinary Revenues/Expenditures

Revenues

	Annual Budget	YTD Actual	Annual Variance	%	YTD Budget	YTD Variance	%	Monthly Budget	Monthly Actual	Monthly Variance	%
Total 4000 · PROGRAM REVENUES	2,452,750	39,916	(2,412,834)	1.6%	24,763	15,153	161.2%	24,763	39,916	15,153	161.2%
Total 4100 · PROPERTY TAX REVENUES	3,197,480	-	(3,197,480)	0.0%	-	-	0.0%	-	-	-	0.0%
Total 4200 · OTHER TAX REVENUES	841,578	-	(841,578)	0.0%	-	-	0.0%	-	-	-	0.0%
Total 4300 · OTHER REVENUES	187,848	-	(187,848)	0.0%	-	-	0.0%	-	-	-	0.0%

Total Revenues

	6,679,656	39,916	(6,639,740)	0.6%	24,763	15,153	161.2%	24,763	39,916	15,153	161.2%
--	-----------	--------	-------------	------	--------	--------	--------	--------	--------	--------	--------

Expenditures

Total 5000 · SALARIES & WAGES	3,031,167	128,731	2,902,436	4.2%	162,600	(33,869)	79.2%	252,600	128,731	(123,869)	51.0%
Total 5100 · EMPLOYEE BENEFITS	887,416	219,652	667,764	24.8%	207,033	12,619	106.1%	207,033	219,652	12,619	106.1%
Total 5200 · TRAINING - BOARD & STAFF	87,973	3,436	84,537	3.9%	2,704	732	127.1%	2,704	3,436	732	127.1%
Total 5300 · ADMINISTRATION	593,988	46,226	547,762	7.8%	44,507	1,719	103.9%	44,507	46,226	1,719	103.9%
Total 5400 · INSURANCE	143,254	138,306	4,948	96.5%	143,254	(4,948)	96.5%	143,254	138,306	(4,948)	0.0%
Total 5450 · COMPUTER HARDWARE & SOFTWARE	70,365	1,927	68,438	2.7%	3,043	(1,116)	63.3%	3,043	1,927	(1,116)	63.3%
Total 5500 · FACILITIES MAINTENANCE	51,547	3,737	47,810	7.2%	4,291	(554)	87.1%	4,291	3,737	(554)	87.1%
Total 5550 · UTILITIES	77,617	3,726	73,891	4.8%	6,458	(2,732)	57.7%	6,458	3,726	(2,732)	57.7%
Total 5600 · FLEET MAINTENANCE	59,891	6,632	53,259	11.1%	4,990	1,642	132.9%	4,990	6,632	1,642	132.9%
Total 5700 · OPERATIONS	262,067	16,457	245,610	6.3%	21,838	(5,381)	75.4%	21,838	16,457	(5,381)	75.4%
Total 5800 · LABORATORY	85,668	3,699	81,969	4.3%	8,305	(4,606)	44.5%	8,305	3,699	(4,606)	44.5%
Total 5900 · PUBLIC OUTREACH	125,820	10,307	115,513	8.2%	10,491	(184)	98.2%	10,491	10,307	(184)	98.2%
Total 6500 · DEBT SERVICE	330,000	318,094	11,906	96.4%	330,000	11,906	96.4%	330,000	318,094	(11,906)	96.4%

Total Expenditures

	5,806,773	900,931	(4,905,843)	15.5%	949,514	(48,584)	94.9%	1,039,514	900,931	(138,584)	86.7%
--	-----------	---------	-------------	-------	---------	----------	-------	-----------	---------	-----------	-------

General Fund Net Revenues Over Expenditures

	872,883	(861,014)	(1,733,897)		(924,751)	63,737		(1,014,751)	(861,014)	153,737	
--	---------	-----------	-------------	--	-----------	--------	--	-------------	-----------	---------	--

CAPITAL IMPROVEMENT FUND:

Total 6000 · CAPITAL IMPROVEMENTS REVENUE	-	-	-	0.0%	-	-	0.0%	-	-	-	0.0%
Total 6000 · CAPITAL IMPROVEMENTS EXPENDITURES	2,007,554	53,140	1,954,414	2.6%	64,174	(11,034)	82.8%	64,174	53,140	(11,034)	82.8%

Capital Improvement Fund Net Revenue Over Expenditures

	(2,007,554)	(53,140)	1,954,414		(64,174)	11,034		(64,174)	(53,140)	11,034	
--	-------------	----------	-----------	--	----------	--------	--	----------	----------	--------	--

**San Mateo County Mosquito & Vector Control District**  
**Statement of Revenues, Expenses & Changes- Budget vs. Actual**  
**July 2022**

	<u>Jul 22</u>	<u>Budget</u>	<u>\$ Over Budget</u>	<u>% of Budget</u>
<b>Ordinary Income/Expense</b>				
<b>Income</b>				
<b>4000 · PROGRAM REVENUES</b>				
4010 · Service Abatement Revenue -2451	39,916.22	24,763.00	15,153.22	161.19%
4020 · Special Benefit Assessmnt-2031	0.00	0.00	0.00	0.0%
4030 · Special Mosquito Tax - 2439	0.00	0.00	0.00	0.0%
<b>Total 4000 · PROGRAM REVENUES</b>	<u>39,916.22</u>	<u>24,763.00</u>	<u>15,153.22</u>	<u>161.19%</u>
<b>4100 · PROPERTY TAX REVENUES</b>				
4105 · Current - Secured - 1021	0.00	0.00	0.00	0.0%
4110 · Current - Unsecured - 1031	0.00	0.00	0.00	0.0%
4120 · Current -Secured SB813-1041	0.00	0.00	0.00	0.0%
4130 · Prior Y. Unsecured SB813-1042	0.00	0.00	0.00	0.0%
4140 · State Homeowner Prop-1831	0.00	0.00	0.00	0.0%
<b>Total 4100 · PROPERTY TAX REVENUES</b>	<u>0.00</u>	<u>0.00</u>	<u>0.00</u>	<u>0.0%</u>
<b>4200 · OTHER TAX REVENUES</b>				
4210 · ERAF Rebate-1046	0.00	0.00	0.00	0.0%
4220 · Redevelop Passthrough-1024,2647	0.00	0.00	0.00	0.0%
<b>Total 4200 · OTHER TAX REVENUES</b>	<u>0.00</u>	<u>0.00</u>	<u>0.00</u>	<u>0.0%</u>
<b>4300 · OTHER REVENUES</b>				
4310 · Interest Earned (Cnty GF+VCJPA)	0.00	0.00	0.00	0.0%
4311 · Interest Earned (Cnty Cap Fund)	0.00	0.00	0.00	0.0%
4322 · Capital Lease Financing	0.00	0.00	0.00	0.0%
4323 · Sublease	0.00	0.00	0.00	0.0%
4340 · VCJPA / Misc. Income -2658	0.00	0.00	0.00	0.0%
<b>Total 4300 · OTHER REVENUES</b>	<u>0.00</u>	<u>0.00</u>	<u>0.00</u>	<u>0.0%</u>
<b>4800 · GRANT REVENUE</b>				
4810 · Operating Grants	0.00	0.00	0.00	0.0%
<b>Total 4800 · GRANT REVENUE</b>	<u>0.00</u>	<u>0.00</u>	<u>0.00</u>	<u>0.0%</u>
<b>Total Income</b>	<u>39,916.22</u>	<u>24,763.00</u>	<u>15,153.22</u>	<u>161.19%</u>
<b>Expense</b>				
<b>5000 · SALARIES &amp; WAGES</b>				
5010 · Permanent Employees	106,529.82	129,521.00	-22,991.18	82.25%
5015 · Limited Term Employees	8,391.90	16,535.00	-8,143.10	50.75%
5020 · Seasonal Employees	12,309.50	14,531.00	-2,221.50	84.71%
5040 · Board Trustees Meeting Stipend	1,500.00	2,013.00	-513.00	74.52%
<b>Total 5000 · SALARIES &amp; WAGES</b>	<u>128,731.22</u>	<u>162,600.00</u>	<u>-33,868.78</u>	<u>79.17%</u>
<b>5100 · EMPLOYEE BENEFITS</b>				
5110 · Retirement - Employer Contribut	35,578.80	26,557.00	9,021.80	133.97%
5115 · Retirement - Employee Contribut	8,864.50			
5116 · Alternate Retire-Employee Contr	572.18			
5125 · Actives - Medical Insurance	27,283.13	24,736.00	2,547.13	110.3%
5130 · Actives - HRA Health Reimb Acct	12,600.00	12,760.00	-160.00	98.75%
5135 · Actives - Dental Insurance	2,153.22	2,648.00	-494.78	81.32%
5140 · Actives - Dental Reimbursement	0.00	100.00	-100.00	0.0%
5145 · Actives - Vision Insurance	403.08	477.00	-73.92	84.5%

**San Mateo County Mosquito & Vector Control District**  
**Statement of Revenues, Expenses & Changes- Budget vs. Actual**  
 July 2022

	<u>Jul 22</u>	<u>Budget</u>	<u>\$ Over Budget</u>	<u>% of Budget</u>
5150 · Group Life Insurance	209.00			
5160 · Retirees - HRA & Medical Reimb	11,763.26			
5165 · Long Term Disability - Standard	1,204.87	1,263.00	-58.13	95.4%
5170 · Actives - Other Benefits	0.00			
5175 · Social Security & Medicare Tax	2,709.25	4,544.00	-1,834.75	59.62%
5180 · CA Unemployment/Disability Tax	422.00	1,511.00	-1,089.00	27.93%
5182 · Workers Compensation	109,506.00	132,437.00	-22,931.00	82.69%
5185 · Actives - Deferred Compensation	6,383.05			
<b>Total 5100 · EMPLOYEE BENEFITS</b>	<b>219,652.34</b>	<b>207,033.00</b>	<b>12,619.34</b>	<b>106.1%</b>
<b>5200 · TRAINING - BOARD &amp; STAFF</b>				
5205 · Coastal Regional Continuing Ed.	2,941.00	2,140.00	801.00	137.43%
5210 · Conferences / Workshops Board	0.00	0.00	0.00	0.0%
5215 · Conferences / Workshops Staff	495.00	0.00	495.00	100.0%
5220 · Staff Training	0.00	564.00	-564.00	0.0%
<b>Total 5200 · TRAINING - BOARD &amp; STAFF</b>	<b>3,436.00</b>	<b>2,704.00</b>	<b>732.00</b>	<b>127.07%</b>
<b>5300 · ADMINISTRATION</b>				
5305 · Board Meeting Expenses	0.00	500.00	-500.00	0.0%
5310 · Background / drug screening	385.49	87.00	298.49	443.09%
5315 · County Accounting Service Chgs	0.00	0.00	0.00	0.0%
5325 · HR & Finance Consultant	306.00	2,259.00	-1,953.00	13.55%
5330 · Memberships & Subscriptions	15,285.00	2,758.00	12,527.00	554.21%
5335 · Office Expense	995.84	1,658.00	-662.16	60.06%
5340 · Janitorial/Household Expense	2,377.17	2,299.00	78.17	103.4%
5345 · Prof. Services - Engineer Rpt	0.00	0.00	0.00	0.0%
5350 · Legal Services	2,052.00	5,835.00	-3,783.00	35.17%
5355 · Property Tax Stormwater Assess	0.00	5,350.00	-5,350.00	0.0%
5360 · Permits	0.00	0.00	0.00	0.0%
5375 · Audit	9,949.50	10,000.00	-50.50	99.5%
5380 · Copier and postage	455.48	513.00	-57.52	88.79%
5385 · Security and fire alarm	2,613.45	1,201.00	1,412.45	217.61%
5390 · Payroll Service	529.80	718.00	-188.20	73.79%
5395 · Bank Fees (County General Fund)	100.28	104.00	-3.72	96.42%
5396 · Bank Fees (County Capital Fund)	38.40	49.00	-10.60	78.37%
5399 · Facility Lease	11,176.00	11,176.00	0.00	100.0%
<b>Total 5300 · ADMINISTRATION</b>	<b>46,264.41</b>	<b>44,507.00</b>	<b>1,757.41</b>	<b>103.95%</b>
<b>5400 · INSURANCE</b>				
5410 · Liability Insurance - VCJPA	98,808.00	101,171.00	-2,363.00	97.66%
5415 · Auto Physical Damage	2,401.00	2,566.00	-165.00	93.57%
5420 · Group Property Program	19,768.00	12,356.00	7,412.00	159.99%
5425 · VCJPA - General Fund Allocation	3,737.00	5,838.00	-2,101.00	64.01%
5430 · Group Fidelity	6,014.00	6,964.00	-950.00	86.36%
5435 · Non-owned Aircraft	4,625.00	6,359.00	-1,734.00	72.73%
5436 · Cyber Liability	2,952.95	7,500.00	-4,547.05	39.37%
5445 · Business Travel Accident Ins	0.00	500.00	-500.00	0.0%
<b>Total 5400 · INSURANCE</b>	<b>138,305.95</b>	<b>143,254.00</b>	<b>-4,948.05</b>	<b>96.55%</b>

**San Mateo County Mosquito & Vector Control District**  
**Statement of Revenues, Expenses & Changes- Budget vs. Actual**  
 July 2022

	<u>Jul 22</u>	<u>Budget</u>	<u>\$ Over Budget</u>	<u>% of Budget</u>
<b>5450 · COMPUTER HARDWARE &amp; SOFTWARE</b>				
5455 · IT Consulting - Compu-Data	420.00	1,227.00	-807.00	34.23%
5460 · Computer Hardware	0.00	0.00	0.00	0.0%
5465 · Computer Software	1,117.75	1,042.00	75.75	107.27%
5470 · Database & Mapping - License	0.00	0.00	0.00	0.0%
5475 · Website Hosting / Microsoft	388.83	774.00	-385.17	50.24%
<b>Total 5450 · COMPUTER HARDWARE &amp; SOFTWARE</b>	<b>1,926.58</b>	<b>3,043.00</b>	<b>-1,116.42</b>	<b>63.31%</b>
<b>5500 · FACILITIES MAINTENANCE</b>				
5505 · Facility - Repairs & Maint	3,736.52	4,291.00	-554.48	87.08%
<b>Total 5500 · FACILITIES MAINTENANCE</b>	<b>3,736.52</b>	<b>4,291.00</b>	<b>-554.48</b>	<b>87.08%</b>
<b>5550 · UTILITIES</b>				
5560 · Gas & Electricity - PG&E	1,216.58	2,538.00	-1,321.42	47.94%
5565 · Water	0.00	652.00	-652.00	0.0%
5570 · Phone - VOIP - Fusion/MegaPath	513.80	563.00	-49.20	91.26%
5575 · Phone - Land Line-AT&T/Comcast	338.61	462.00	-123.39	73.29%
5580 · Phone - Mobile Devices-Verizon	1,657.09	2,243.00	-585.91	73.88%
<b>Total 5550 · UTILITIES</b>	<b>3,726.08</b>	<b>6,458.00</b>	<b>-2,731.92</b>	<b>57.7%</b>
<b>5600 · FLEET MAINTENANCE</b>				
5610 · Garage Tools	297.31	712.00	-414.69	41.76%
5615 · Garage Repairs Outside	3,005.93	669.00	2,336.93	449.32%
5620 · Auto, Hotsy, Plug, Boat, Traile	3,142.36	1,413.00	1,729.36	222.39%
5630 · Ops Equipment & Repairs	186.75	1,250.00	-1,063.25	14.94%
5635 · Vehicle Accident Insur Claims	0.00	946.00	-946.00	0.0%
<b>Total 5600 · FLEET MAINTENANCE</b>	<b>6,632.35</b>	<b>4,990.00</b>	<b>1,642.35</b>	<b>132.91%</b>
<b>5700 · OPERATIONS</b>				
5705 · Pesticides	0.00	11,277.00	-11,277.00	0.0%
5715 · Helicopter	7,247.50	3,209.00	4,038.50	225.85%
5720 · Safety Equipment	0.00	653.00	-653.00	0.0%
5725 · Apparel - Uniforms & Boots	1,101.98	1,199.00	-97.02	91.91%
5730 · Mosquito Fish	0.00	337.00	-337.00	0.0%
5735 · Fuel	8,107.84	5,163.00	2,944.84	157.04%
<b>Total 5700 · OPERATIONS</b>	<b>16,457.32</b>	<b>21,838.00</b>	<b>-5,380.68</b>	<b>75.36%</b>
<b>5800 · LABORATORY</b>				
5805 · Disease Surveillance	0.00	888.00	-888.00	0.0%
5810 · Sentinel Chicken Flocks/Supply	149.03	262.00	-112.97	56.88%
5815 · Mosquito Blood	316.00	345.00	-29.00	91.59%
5820 · Dry Ice	1,195.36	975.00	220.36	122.6%
5825 · Lab Supplies	223.94	757.00	-533.06	29.58%
5830 · Lab Biowaste Disposal	51.45	1,300.00	-1,248.55	3.96%
5835 · Lab Equip. Repair	0.00	163.00	-163.00	0.0%
5840 · Lab Equip. Maintenance	0.00	250.00	-250.00	0.0%
5845 · Lab PCR Supplies	1,762.83	2,402.00	-639.17	73.39%
5850 · Lab PCR Maintenance	0.00	963.00	-963.00	0.0%
<b>Total 5800 · LABORATORY</b>	<b>3,698.61</b>	<b>8,305.00</b>	<b>-4,606.39</b>	<b>44.54%</b>
<b>5900 · PUBLIC OUTREACH</b>				

**San Mateo County Mosquito & Vector Control District**  
**Statement of Revenues, Expenses & Changes- Budget vs. Actual**  
**July 2022**

	<b>Jul 22</b>	<b>Budget</b>	<b>\$ Over Budget</b>	<b>% of Budget</b>
5910 · Media and Network	6,683.98	9,539.00	-2,855.02	70.07%
5920 · Promotion & Printing	3,623.42	952.00	2,671.42	380.61%
<b>Total 5900 · PUBLIC OUTREACH</b>	<b>10,307.40</b>	<b>10,491.00</b>	<b>-183.60</b>	<b>98.25%</b>
<b>6000 · CAPITAL IMPROVEMENTS</b>				
6010 · Building Improvements	0.00	0.00	0.00	0.0%
6020 · Equipment - Operations & Admin	49,980.93	60,000.00	-10,019.07	83.3%
6025 · Software	0.00	0.00	0.00	0.0%
6030 · Vehicle Leases	3,120.50	4,174.00	-1,053.50	74.76%
<b>Total 6000 · CAPITAL IMPROVEMENTS</b>	<b>53,101.43</b>	<b>64,174.00</b>	<b>-11,072.57</b>	<b>82.75%</b>
<b>6500 · DEBT SERVICE</b>				
6510 · Principal Payments	207,169.12	210,000.00	-2,830.88	98.65%
6520 · Interest Payments	110,925.00	120,000.00	-9,075.00	92.44%
<b>Total 6500 · DEBT SERVICE</b>	<b>318,094.12</b>	<b>330,000.00</b>	<b>-11,905.88</b>	<b>96.39%</b>
<b>Total Expense</b>	<b>954,070.33</b>	<b>1,013,688.00</b>	<b>-59,617.67</b>	<b>94.12%</b>
<b>Net Ordinary Income</b>	<b>-914,154.11</b>	<b>-988,925.00</b>	<b>74,770.89</b>	<b>92.44%</b>
<b>Other Income/Expense</b>				
<b>Other Income</b>				
Transfer In	0.00	0.00	0.00	0.0%
<b>Total Other Income</b>	<b>0.00</b>	<b>0.00</b>	<b>0.00</b>	<b>0.0%</b>
<b>Net Other Income</b>	<b>0.00</b>	<b>0.00</b>	<b>0.00</b>	<b>0.0%</b>
<b>Net Income</b>	<b>-914,154.11</b>	<b>-988,925.00</b>	<b>74,770.89</b>	<b>92.44%</b>

**San Mateo County Mosquito & Vector Control District**  
**Statement of Revenues, Expenses & Changes- Budget vs. Actual**  
**July 2022**

	<u>Jul 22</u>	<u>Budget</u>	<u>\$ Over Budget</u>	<u>% of Budget</u>
<b>Ordinary Income/Expense</b>				
<b>Income</b>				
<b>4000 · PROGRAM REVENUES</b>				
4010 · Service Abatement Revenue -2451	39,916.22	24,763.00	15,153.22	161.19%
4020 · Special Benefit Assessmnt-2031	0.00	0.00	0.00	0.0%
4030 · Special Mosquito Tax - 2439	0.00	0.00	0.00	0.0%
<b>Total 4000 · PROGRAM REVENUES</b>	<u>39,916.22</u>	<u>24,763.00</u>	<u>15,153.22</u>	<u>161.19%</u>
<b>4100 · PROPERTY TAX REVENUES</b>				
4105 · Current - Secured - 1021	0.00	0.00	0.00	0.0%
4110 · Current - Unsecured - 1031	0.00	0.00	0.00	0.0%
4120 · Current -Secured SB813-1041	0.00	0.00	0.00	0.0%
4130 · Prior Y. Unsecured SB813-1042	0.00	0.00	0.00	0.0%
4140 · State Homeowner Prop-1831	0.00	0.00	0.00	0.0%
<b>Total 4100 · PROPERTY TAX REVENUES</b>	<u>0.00</u>	<u>0.00</u>	<u>0.00</u>	<u>0.0%</u>
<b>4200 · OTHER TAX REVENUES</b>				
4210 · ERAF Rebate-1046	0.00	0.00	0.00	0.0%
4220 · Redevelop Passthrough-1024,2647	0.00	0.00	0.00	0.0%
<b>Total 4200 · OTHER TAX REVENUES</b>	<u>0.00</u>	<u>0.00</u>	<u>0.00</u>	<u>0.0%</u>
<b>4300 · OTHER REVENUES</b>				
4310 · Interest Earned (Cnty GF+VCJPA)	0.00	0.00	0.00	0.0%
4311 · Interest Earned (Cnty Cap Fund)	0.00	0.00	0.00	0.0%
4322 · Capital Lease Financing	0.00	0.00	0.00	0.0%
4323 · Sublease	0.00	0.00	0.00	0.0%
4340 · VCJPA / Misc. Income -2658	0.00	0.00	0.00	0.0%
<b>Total 4300 · OTHER REVENUES</b>	<u>0.00</u>	<u>0.00</u>	<u>0.00</u>	<u>0.0%</u>
<b>4800 · GRANT REVENUE</b>				
4810 · Operating Grants	0.00	0.00	0.00	0.0%
<b>Total 4800 · GRANT REVENUE</b>	<u>0.00</u>	<u>0.00</u>	<u>0.00</u>	<u>0.0%</u>
<b>Total Income</b>	<u>39,916.22</u>	<u>24,763.00</u>	<u>15,153.22</u>	<u>161.19%</u>
<b>Expense</b>				
<b>5000 · SALARIES &amp; WAGES</b>				
5010 · Permanent Employees	106,529.82	129,521.00	-22,991.18	82.25%
5015 · Limited Term Employees	8,391.90	16,535.00	-8,143.10	50.75%
5020 · Seasonal Employees	12,309.50	14,531.00	-2,221.50	84.71%
5040 · Board Trustees Meeting Stipend	1,500.00	2,013.00	-513.00	74.52%
<b>Total 5000 · SALARIES &amp; WAGES</b>	<u>128,731.22</u>	<u>162,600.00</u>	<u>-33,868.78</u>	<u>79.17%</u>
<b>5100 · EMPLOYEE BENEFITS</b>				
5110 · Retirement - Employer Contribut	35,578.80	26,557.00	9,021.80	133.97%
5115 · Retirement - Employee Contribut	8,864.50			
5116 · Alternate Retire-Employee Contr	572.18			
5125 · Actives - Medical Insurance	27,283.13	24,736.00	2,547.13	110.3%
5130 · Actives - HRA Health Reimb Acct	12,600.00	12,760.00	-160.00	98.75%
5135 · Actives - Dental Insurance	2,153.22	2,648.00	-494.78	81.32%
5140 · Actives - Dental Reimbursement	0.00	100.00	-100.00	0.0%
5145 · Actives - Vision Insurance	403.08	477.00	-73.92	84.5%

**San Mateo County Mosquito & Vector Control District**  
**Statement of Revenues, Expenses & Changes- Budget vs. Actual**  
 July 2022

	<u>Jul 22</u>	<u>Budget</u>	<u>\$ Over Budget</u>	<u>% of Budget</u>
5150 · Group Life Insurance	209.00			
5160 · Retirees - HRA & Medical Reimb	11,763.26			
5165 · Long Term Disability - Standard	1,204.87	1,263.00	-58.13	95.4%
5170 · Actives - Other Benefits	0.00			
5175 · Social Security & Medicare Tax	2,709.25	4,544.00	-1,834.75	59.62%
5180 · CA Unemployment/Disability Tax	422.00	1,511.00	-1,089.00	27.93%
5182 · Workers Compensation	109,506.00	132,437.00	-22,931.00	82.69%
5185 · Actives - Deferred Compensation	6,383.05			
<b>Total 5100 · EMPLOYEE BENEFITS</b>	<b>219,652.34</b>	<b>207,033.00</b>	<b>12,619.34</b>	<b>106.1%</b>
<b>5200 · TRAINING - BOARD &amp; STAFF</b>				
5205 · Coastal Regional Continuing Ed.	2,941.00	2,140.00	801.00	137.43%
5210 · Conferences / Workshops Board	0.00	0.00	0.00	0.0%
5215 · Conferences / Workshops Staff	495.00	0.00	495.00	100.0%
5220 · Staff Training	0.00	564.00	-564.00	0.0%
<b>Total 5200 · TRAINING - BOARD &amp; STAFF</b>	<b>3,436.00</b>	<b>2,704.00</b>	<b>732.00</b>	<b>127.07%</b>
<b>5300 · ADMINISTRATION</b>				
5305 · Board Meeting Expenses	0.00	500.00	-500.00	0.0%
5310 · Background / drug screening	385.49	87.00	298.49	443.09%
5315 · County Accounting Service Chgs	0.00	0.00	0.00	0.0%
5325 · HR & Finance Consultant	306.00	2,259.00	-1,953.00	13.55%
5330 · Memberships & Subscriptions	15,285.00	2,758.00	12,527.00	554.21%
5335 · Office Expense	995.84	1,658.00	-662.16	60.06%
5340 · Janitorial/Household Expense	2,377.17	2,299.00	78.17	103.4%
5345 · Prof. Services - Engineer Rpt	0.00	0.00	0.00	0.0%
5350 · Legal Services	2,052.00	5,835.00	-3,783.00	35.17%
5355 · Property Tax Stormwater Assess	0.00	5,350.00	-5,350.00	0.0%
5360 · Permits	0.00	0.00	0.00	0.0%
5375 · Audit	9,949.50	10,000.00	-50.50	99.5%
5380 · Copier and postage	455.48	513.00	-57.52	88.79%
5385 · Security and fire alarm	2,613.45	1,201.00	1,412.45	217.61%
5390 · Payroll Service	529.80	718.00	-188.20	73.79%
5395 · Bank Fees (County General Fund)	100.28	104.00	-3.72	96.42%
5396 · Bank Fees (County Capital Fund)	38.40	49.00	-10.60	78.37%
5399 · Facility Lease	11,176.00	11,176.00	0.00	100.0%
<b>Total 5300 · ADMINISTRATION</b>	<b>46,264.41</b>	<b>44,507.00</b>	<b>1,757.41</b>	<b>103.95%</b>
<b>5400 · INSURANCE</b>				
5410 · Liability Insurance - VCJPA	98,808.00	101,171.00	-2,363.00	97.66%
5415 · Auto Physical Damage	2,401.00	2,566.00	-165.00	93.57%
5420 · Group Property Program	19,768.00	12,356.00	7,412.00	159.99%
5425 · VCJPA - General Fund Allocation	3,737.00	5,838.00	-2,101.00	64.01%
5430 · Group Fidelity	6,014.00	6,964.00	-950.00	86.36%
5435 · Non-owned Aircraft	4,625.00	6,359.00	-1,734.00	72.73%
5436 · Cyber Liability	2,952.95	7,500.00	-4,547.05	39.37%
5445 · Business Travel Accident Ins	0.00	500.00	-500.00	0.0%
<b>Total 5400 · INSURANCE</b>	<b>138,305.95</b>	<b>143,254.00</b>	<b>-4,948.05</b>	<b>96.55%</b>



**San Mateo County Mosquito & Vector Control District**  
**Statement of Revenues, Expenses & Changes- Budget vs. Actual**  
July 2022

	<u>Jul 22</u>	<u>Budget</u>	<u>\$ Over Budget</u>	<u>% of Budget</u>
<b>5450 · COMPUTER HARDWARE &amp; SOFTWARE</b>				
5455 · IT Consulting - Compu-Data	420.00	1,227.00	-807.00	34.23%
5460 · Computer Hardware	0.00	0.00	0.00	0.0%
5465 · Computer Software	1,117.75	1,042.00	75.75	107.27%
5470 · Database & Mapping - License	0.00	0.00	0.00	0.0%
5475 · Website Hosting / Microsoft	388.83	774.00	-385.17	50.24%
<b>Total 5450 · COMPUTER HARDWARE &amp; SOFTWARE</b>	<b>1,926.58</b>	<b>3,043.00</b>	<b>-1,116.42</b>	<b>63.31%</b>
<b>5500 · FACILITIES MAINTENANCE</b>				
5505 · Facility - Repairs & Maint	3,736.52	4,291.00	-554.48	87.08%
<b>Total 5500 · FACILITIES MAINTENANCE</b>	<b>3,736.52</b>	<b>4,291.00</b>	<b>-554.48</b>	<b>87.08%</b>
<b>5550 · UTILITIES</b>				
5560 · Gas & Electricity - PG&E	1,216.58	2,538.00	-1,321.42	47.94%
5565 · Water	0.00	652.00	-652.00	0.0%
5570 · Phone - VOIP - Fusion/MegaPath	513.80	563.00	-49.20	91.26%
5575 · Phone - Land Line-AT&T/Comcast	338.61	462.00	-123.39	73.29%
5580 · Phone - Mobile Devices-Verizon	1,657.09	2,243.00	-585.91	73.88%
<b>Total 5550 · UTILITIES</b>	<b>3,726.08</b>	<b>6,458.00</b>	<b>-2,731.92</b>	<b>57.7%</b>
<b>5600 · FLEET MAINTENANCE</b>				
5610 · Garage Tools	297.31	712.00	-414.69	41.76%
5615 · Garage Repairs Outside	3,005.93	669.00	2,336.93	449.32%
5620 · Auto, Hotsy, Plug, Boat, Traile	3,142.36	1,413.00	1,729.36	222.39%
5630 · Ops Equipment & Repairs	186.75	1,250.00	-1,063.25	14.94%
5635 · Vehicle Accident Insur Claims	0.00	946.00	-946.00	0.0%
<b>Total 5600 · FLEET MAINTENANCE</b>	<b>6,632.35</b>	<b>4,990.00</b>	<b>1,642.35</b>	<b>132.91%</b>
<b>5700 · OPERATIONS</b>				
5705 · Pesticides	0.00	11,277.00	-11,277.00	0.0%
5715 · Helicopter	7,247.50	3,209.00	4,038.50	225.85%
5720 · Safety Equipment	0.00	653.00	-653.00	0.0%
5725 · Apparel - Uniforms & Boots	1,101.98	1,199.00	-97.02	91.91%
5730 · Mosquito Fish	0.00	337.00	-337.00	0.0%
5735 · Fuel	8,107.84	5,163.00	2,944.84	157.04%
<b>Total 5700 · OPERATIONS</b>	<b>16,457.32</b>	<b>21,838.00</b>	<b>-5,380.68</b>	<b>75.36%</b>
<b>5800 · LABORATORY</b>				
5805 · Disease Surveillance	0.00	888.00	-888.00	0.0%
5810 · Sentinel Chicken Flocks/Supply	149.03	262.00	-112.97	56.88%
5815 · Mosquito Blood	316.00	345.00	-29.00	91.59%
5820 · Dry Ice	1,195.36	975.00	220.36	122.6%
5825 · Lab Supplies	223.94	757.00	-533.06	29.58%
5830 · Lab Biowaste Disposal	51.45	1,300.00	-1,248.55	3.96%
5835 · Lab Equip. Repair	0.00	163.00	-163.00	0.0%
5840 · Lab Equip. Maintenance	0.00	250.00	-250.00	0.0%
5845 · Lab PCR Supplies	1,762.83	2,402.00	-639.17	73.39%
5850 · Lab PCR Maintenance	0.00	963.00	-963.00	0.0%
<b>Total 5800 · LABORATORY</b>	<b>3,698.61</b>	<b>8,305.00</b>	<b>-4,606.39</b>	<b>44.54%</b>
<b>5900 · PUBLIC OUTREACH</b>				

**San Mateo County Mosquito & Vector Control District**  
**Statement of Revenues, Expenses & Changes- Budget vs. Actual**  
**July 2022**

	<u>Jul 22</u>	<u>Budget</u>	<u>\$ Over Budget</u>	<u>% of Budget</u>
5910 · Media and Network	6,683.98	9,539.00	-2,855.02	70.07%
5920 · Promotion & Printing	3,623.42	952.00	2,671.42	380.61%
<b>Total 5900 · PUBLIC OUTREACH</b>	<b>10,307.40</b>	<b>10,491.00</b>	<b>-183.60</b>	<b>98.25%</b>
<b>6000 · CAPITAL IMPROVEMENTS</b>				
6010 · Building Improvements	0.00	0.00	0.00	0.0%
6020 · Equipment - Operations & Admin	49,980.93	60,000.00	-10,019.07	83.3%
6025 · Software	0.00	0.00	0.00	0.0%
6030 · Vehicle Leases	3,120.50	4,174.00	-1,053.50	74.76%
<b>Total 6000 · CAPITAL IMPROVEMENTS</b>	<b>53,101.43</b>	<b>64,174.00</b>	<b>-11,072.57</b>	<b>82.75%</b>
<b>6500 · DEBT SERVICE</b>				
6510 · Principal Payments	207,169.12	210,000.00	-2,830.88	98.65%
6520 · Interest Payments	110,925.00	120,000.00	-9,075.00	92.44%
<b>Total 6500 · DEBT SERVICE</b>	<b>318,094.12</b>	<b>330,000.00</b>	<b>-11,905.88</b>	<b>96.39%</b>
<b>Total Expense</b>	<b>954,070.33</b>	<b>1,013,688.00</b>	<b>-59,617.67</b>	<b>94.12%</b>
<b>Net Ordinary Income</b>	<b>-914,154.11</b>	<b>-988,925.00</b>	<b>74,770.89</b>	<b>92.44%</b>
<b>Other Income/Expense</b>				
<b>Other Income</b>				
Transfer In	0.00	0.00	0.00	0.0%
<b>Total Other Income</b>	<b>0.00</b>	<b>0.00</b>	<b>0.00</b>	<b>0.0%</b>
<b>Net Other Income</b>	<b>0.00</b>	<b>0.00</b>	<b>0.00</b>	<b>0.0%</b>
<b>Net Income</b>	<b>-914,154.11</b>	<b>-988,925.00</b>	<b>74,770.89</b>	<b>92.44%</b>

**San Mateo County Mosquito & Vector Control District**  
**A/R Aging Summary**  
**As of July 31, 2022**

07/31/2022

	<u>Current</u>	<u>1 - 30</u>	<u>31 - 60</u>	<u>61 - 90</u>	<u>&gt; 90</u>	<u>TOTAL</u>
California Invasive Plant Council	6,861.40	0.00	0.00	0.00	0.00	6,861.40
City of Foster City	6,284.29	0.00	5,019.32	0.00	0.00	11,303.61
City of Pacifica Public Works Wastewater	156.16	0.00	141.02	0.00	0.00	297.18
City of Redwood City, Public Works	3,647.94	0.00	3,834.71	0.00	0.00	7,482.65
City of San Carlos	0.00	0.00	0.00	7,886.40	0.00	7,886.40
City of San Francisco, Parks	7,411.42	0.00	0.00	0.00	7,953.61	15,365.03
City of San Francisco, Public Utilities	369.76	0.00	0.00	0.00	0.00	369.76
City of San Mateo, Wastewater Treatment	85.42	0.00	135.92	0.00	0.00	221.34
City of South San Francisco Water Quality	161.26	0.00	231.46	0.00	0.00	392.72
Dewey Pest Control	0.00	0.00	66,080.00	0.00	0.00	66,080.00
Mid-Peninsula Regional Open Space District	0.00	0.00	3,718.86	0.00	0.00	3,718.86
San Francisco Int'l Airport	7,705.57	0.00	0.00	1,065.09	1,783.69	10,554.35
San Francisco Zoological Society	0.00	0.00	608.74	0.00	0.00	608.74
Sewer Authority Mid-Coastside	78.08	0.00	140.57	0.00	0.00	218.65
Silicon Valley Clean Water	303.82	0.00	284.02	0.00	144.42	732.26
Stanford University - Jasper Ridge	6,851.10	0.00	0.00	0.00	0.00	6,851.10
<b>TOTAL</b>	<b><u>39,916.22</u></b>	<b><u>0.00</u></b>	<b><u>80,194.62</u></b>	<b><u>8,951.49</u></b>	<b><u>9,881.72</u></b>	<b><u>138,944.05</u></b>

**San Mateo County Mosquito & Vector Control District**  
**A/R Aging Summary**  
**As of August 30, 2022**

08/30/2022

	<u>Current</u>	<u>1 - 30</u>	<u>31 - 60</u>	<u>61 - 90</u>	<u>&gt; 90</u>	<u>TOTAL</u>
California Invasive Plant Council	0.00	6,861.40	0.00	0.00	0.00	6,861.40
City of Foster City	0.00	6,284.29	0.00	0.00	0.00	6,284.29
City of Pacifica Public Works Wastewater	0.00	156.16	0.00	0.00	0.00	156.16
City of Redwood City, Public Works	0.00	3,647.94	0.00	3,834.71	0.00	7,482.65
City of San Francisco, Parks	0.00	7,411.42	0.00	0.00	7,953.61	15,365.03
City of San Francisco, Public Utilities	0.00	369.76	0.00	0.00	0.00	369.76
City of San Mateo, Wastewater Treatment	0.00	85.42	0.00	0.00	0.00	85.42
City of South San Francisco Water Quality	0.00	161.26	0.00	231.46	0.00	392.72
Dewey Pest Control	0.00	0.00	0.00	66,080.00	0.00	66,080.00
San Francisco Int'l Airport	0.00	7,705.57	0.00	0.00	1,020.29	8,725.86
Silicon Valley Clean Water	0.00	303.82	0.00	0.00	144.42	448.24
Stanford University - Jasper Ridge	0.00	6,851.10	0.00	0.00	0.00	6,851.10
<b>TOTAL</b>	<b><u>0.00</u></b>	<b><u>39,838.14</u></b>	<b><u>0.00</u></b>	<b><u>70,146.17</u></b>	<b><u>9,118.32</u></b>	<b><u>119,102.63</u></b>

**San Mateo County Mosquito and Vector Control District**  
**Cash Activity & Reconciliation to County Statement**  
**General Fund**  
**July 31, 2022**

<b>GF-Jul 2022</b>
------------------------

**Beginning Cash per District as of Jun 30, 2022** 7,477,051

<b>Reductions</b>	
Payroll Related (ADP)	(203,589)
Checks Written	(765,909)
Bank Fee	(100)
<b>Total Reductions</b>	<u>(969,599)</u>

<b>Additions</b>	
Quarterly Interest	20,528
Abatement Services	7,574
Property Tax Revenue	-
ERAF Rebate	-
RDA/RPTTF	-
Special Benefit Assessment	-
Special Mosquito Tax	-
Other In-Lieu Tax Distribution	-
Misc Deposits	-
<b>Total Additions</b>	<u>28,102</u>

**Ending Cash per District as of Jul 31, 2022** 6,535,554

**Cash per County General Fund Statement** 6,535,554

Difference -

COUNTY OF SAN MATEO Verbose [D E T A I L E D T R I A L B A L A N C E] 07/01/2022-07/31/2022 Page 2  
 FRI, AUG 12, 2022, 10:48 AM --req: VALENCIR--leg: GL JL--loc: CONTROL---job:15630745 J5755---prog: GL501 <1.86>--report id: GLTBAL01

SORT ORDER: SUB ACCT within SUB UNIT

SELECT ORG SUB UNIT: 02705-02706

Lg SUB UNIT Title	Director	St Tr	FDGP	FUND	SUB FUND	DEPT	DIVISION	SECTION	PROGRAM	BUDGET
GL 02706 County Mosquito Abatemen	Controller	A	07	02706	02706	00140	00000	00000	00000	00000

SUB ACCT	Date	Primary Ref.	Transaction Description	Debit	Credit	Balance
0111 Claim on Cash			Prior to 07/01/22	7,477,050.73	0.00	7,477,050.73
	07/01/22	RJNYINRV	AutoID: JXG725D2 Job: 15584 JE	20,528.33	0.00	7,497,579.06
	07/16/22	RJ15CFT2	Daily Cash Float Tsfr-Op Fd JE	7,573.73	0.00	7,505,152.79
	07/18/22	JE523202	AutoID: JVD718A2 Job: 15579 JE	0.00	100.28	7,505,052.51
	07/31/22	JE524689	AutoID: JRV803C2 Job: 15617 JE	0.00	969,498.88	6,535,553.63
		DR	* SUB ACCT Total *	7,505,152.79*	969,599.16*	6,535,553.63*

San Mateo County Mosquito and Vector Control District  
 Cash Activity & Reconciliation to County Statement  
 Capital Project Fund  
 July 31, 2022

CPF-Jul  
2022

Beginning Cash per District as of Jun 30, 2022	775,183
<b>Reductions</b>	
Checks Written	(3,121)
Bank Fee	(38)
Transfer-Out to General Fund	-
<b>Total Reductions</b>	(3,159)
<b>Additions</b>	
Quarterly Interest	2,265
Transfer-In from General Fund	-
<b>Total Additions</b>	2,265
Ending Cash per District as of Jul 31, 2022	774,289
Cash per County Capital Project Fund Statement	774,289
Difference	-

COUNTY OF SAN MATEO      Verbose      [D E T A I L E D   T R I A L   B A L A N C E]      07/01/2022-07/31/2022      Page 1  
 FRI, AUG 12, 2022, 10:48 AM --req: VALENCIR--leg: GL JL--loc: CONTROL---job:15630745 J5755--prog: GL501 <1.86>--report id: GLTBAL01

SORT ORDER: SUB ACCT within SUB UNIT

SELECT ORG SUB UNIT: 02705-02706

Lg SUB UNIT Title	Director	St Tr	FDGP	FUND	SUB FUND DEPT	DIVISION SECTION	PROGRAM	BUDGET
GL 02705 SMC Mosq Abate-CP Proj F	Controller	A	07	02705	02705 00140	00000 00000	00000	00000
=====								
SUB ACCT	Date	Primary Ref.	Transaction Description	Debit	Credit	Balance		
=====								
0111 Claim on Cash			Prior to 07/01/22	775,183.23	0.00	775,183.23		
	07/01/22	RJNYINRV	AutoID: JXG725D2 Job: 15584 JE	2,264.62	0.00	777,447.85		
	07/18/22	JE523202	AutoID: JVD718A2 Job: 15579 JE	0.00	38.40	777,409.45		
	07/31/22	JE524689	AutoID: JRV803C2 Job: 15617 JE	0.00	3,120.50	774,288.95		
	DR		* SUB ACCT Total *	777,447.85*	3,158.90*	774,288.95*		

**San Mateo County Mosquito and Vector Control District**  
**ADP Payroll Disbursement**  
 July 31, 2022

<b>Jul 2022</b>
---------------------

July 8, 2022

July 22, 2022

Footnotes:

**Payroll ACH Disbursement (including Net Pay & Taxes )**

Total Net Pay	74,383	76,226
Federal W/H Tax	13,797	14,008
Social Security Tax	1,420	1,570
Medicare	3,337	3,372
CA W/H Tax	5,781	5,810
CA SUI/DI	1,697	1,658
<b>Total</b>	<b>100,415</b>	<b>102,644</b>

— A

<b>ADP Process Fee PPE 6/4/22 &amp; 6/18/22</b>	<b>240</b>	<b>289</b>
<b>ADP Time &amp; Attend Processing Chrg</b>	<b>-</b>	<b>-</b>
<b>Total amount for the period</b>	<b><u>100,656</u></b>	<b><u>102,934</u></b>
<b>Total amount for the month:</b>		<b><u>203,589</u></b>

**Footnotes:**

A. Social Security expenditure incurred for seasonal employees and Trustees stipends

**San Mateo County Mosquito & Vector Control District**  
**Check Detail**  
**July 2022**

<b>GF-Jul 2022</b>
------------------------

<u>Num</u>	<u>Date</u>	<u>Name</u>	<u>Memo</u>	<u>Account</u>	<u>Original Amount</u>
22006	07/13/2022	Great-West Life & Annuity Co	Group No. 98368	1015 · Checking -Union Bank - GF x9757	-7,799.29
07022022	07/02/2022		Employee Deferred Comp PPE 07/02/2022	5185 · Actives - Deferred Compensation	7,799.29
TOTAL					<u>7,799.29</u>
22007	07/13/2022	San Mateo County Retirement Assoc SM M.A.D.		1015 · Checking -Union Bank - GF x9757	-20,408.31
07022022	07/02/2022		Employee Contribution Pay Period 06/18/2022-07/02/2022	5115 · Retirement - Employee Contribut	8,428.15
			Employer Contribution Pay Period 06/18/2022-07/02/2022	5110 · Retirement - Employer Contribut	11,980.16
TOTAL					<u>20,408.31</u>
22008	07/13/2022	U.S. Bank PARS Account # 67460224 Agency Name: San Mateo County Mosquito & Vector Control District PPE		1015 · Checking -Union Bank - GF x9757	-572.18
6746022400-PP7-2-;	07/02/2022		Alternate Retirement System for Richard Arrow PPE 07/02/2022	5116 · Alternate Retire-Employee Contr	572.18
TOTAL					<u>572.18</u>
22009	07/13/2022	Charles P. Hansen	Retiree Health Insurance Reimb-Jul '22	1015 · Checking -Union Bank - GF x9757	-553.03
07012022	07/01/2022		Retiree Health Insurance Reimb-Jul '22	5160 · Retirees - HRA & Medical Reimb	553.03
TOTAL					<u>553.03</u>
22010	07/13/2022	Dennis J Jewell	Retiree Health Insurance Reimb-Jul '22	1015 · Checking -Union Bank - GF x9757	-553.03
07012022	07/01/2022		Retiree Health Insurance Reimb-Jul '22	5160 · Retirees - HRA & Medical Reimb	553.03
TOTAL					<u>553.03</u>
22011	07/13/2022	Irena Gilligan	Dec '21, Jan-Mar, May, Jun '22 Board Meeting Exp Reimb	1015 · Checking -Union Bank - GF x9757	-600.00
Dec21/Jan-Jun22Re	06/20/2022		Dec '21, Jan-Mar, May, Jun '22 Board Meeting Exp Reimb	5305 · Board Meeting Expenses	600.00
TOTAL					<u>600.00</u>
22012	07/13/2022	Mason S. Brutschy	Jan-Jun 2022 Mthly Board Meeting Exp Reimbursement	1015 · Checking -Union Bank - GF x9757	-600.00
Jan-Jun2022 Exp Re	06/20/2022		Jan-Jun 2022 Mthly Board Meeting Exp Reimbursement	5305 · Board Meeting Expenses	600.00
TOTAL					<u>600.00</u>

**San Mateo County Mosquito & Vector Control District**  
**Check Detail**  
**July 2022**

<b>GF-Jul 2022</b>
------------------------

<u>Num</u>	<u>Date</u>	<u>Name</u>	<u>Memo</u>	<u>Account</u>	<u>Original Amount</u>
22013	07/13/2022	Ross L. Graves	Jan-Mar 2022 Mthly Board Meeting Exp Reimbursement	1015 · Checking -Union Bank - GF x9757	-300.00
Jan-Mar '22 Reimb	06/20/2022		Jan-Mar 2022 Mthly Board Meeting Exp Reimbursement	5305 · Board Meeting Expenses	300.00
TOTAL					<u>300.00</u>
22014	07/13/2022	Airgas Dry Ice	QAC40	1015 · Checking -Union Bank - GF x9757	-598.44
9127366192	06/28/2022		Dry Ice (250 lbs)	5820 · Dry Ice	299.22
9127574976	07/05/2022		Dry Ice (250 lbs)	5820 · Dry Ice	299.22
TOTAL					<u>598.44</u>
22015	07/13/2022	Allied Administrators for Delta Denta Group No. 7918-7257		1015 · Checking -Union Bank - GF x9757	-161.90
07918-07257- Jul Ad	06/30/2022		Dental retro adjmt for Arielle Crews Jun-Jul 2022	5135 · Actives - Dental Insurance	161.90
TOTAL					<u>161.90</u>
22016	07/13/2022	Amazon Capital Services	Account # ARX6UTA334C06	1015 · Checking -Union Bank - GF x9757	-4,965.19
14KQ-YLPX-D11T	06/30/2022		2022 Calendars for 1415 N. Carolan	5335 · Office Expense	26.60
			Rags, bags & hooks	5620 · Auto, Hotsy, Plug, Boat, Traile	110.81
			Drone calibration bag & clip	5630 · Ops Equipment & Repairs	33.97
			Tools & supplies for shop	5610 · Garage Tools	631.43
			Lab color printer replace	5460 · Computer Hardware	821.09
			Restock supplies & trial equipments	5460 · Computer Hardware	1,371.76
			Mosq colony supplies	5825 · Lab Supplies	120.11
			Scouts outreach supplies	5910 · Media and Network	1,052.06
			Sump pump mesh bag	5730 · Mosquito Fish	15.99
			Batteries for CO2 traps	5805 · Disease Surveillance	356.24
			Sunblock, waders & poison oak wipes	5720 · Safety Equipment	425.13
TOTAL					<u>4,965.19</u>
22017	07/13/2022	American Fidelity Assurance Compa	Payor: 56840	1015 · Checking -Union Bank - GF x9757	-1,553.82
6055699	07/04/2022		Flexible Spending Account (Employee Contrib)	5170 · Actives - Other Benefits	1,553.82
TOTAL					<u>1,553.82</u>



**San Mateo County Mosquito & Vector Control District**  
**Check Detail**  
**July 2022**

<b>GF-Jul 2022</b>
------------------------

<u>Num</u>	<u>Date</u>	<u>Name</u>	<u>Memo</u>	<u>Account</u>	<u>Original Amount</u>
22018	07/13/2022	AVQuest Insurance Service	Invoice #3183	1015 · Checking -Union Bank - GF x9757	-4,625.00
3183	07/05/2022		Non-Owned Commercial Aircraft Insurance 7/6/2022-7/6/2023	5435 · Non-owned Aircraft	4,625.00
TOTAL					<u>4,625.00</u>
22019	07/13/2022	Badawi & Associates	Invoice #1233	1015 · Checking -Union Bank - GF x9757	-9,949.50
1233	07/01/2022		FY21-22 Audit (Progress #1-45% of Contract \$22,110)	5375 · Audit	9,949.50
TOTAL					<u>9,949.50</u>
22020	07/13/2022	Bay Alarm	A/C #4676626; Inv# 19693343	1015 · Checking -Union Bank - GF x9757	-614.25
19693343	07/01/2022		Security Alarm Monitoring 07/01/22-09/30/22 (1351 Rollins Rd)	5385 · Security and fire alarm	614.25
TOTAL					<u>614.25</u>
22021	07/13/2022	Cintas Corporation #464	Payer #15914933	1015 · Checking -Union Bank - GF x9757	-918.38
15914933 Jun2022	06/30/2022		Uniform Services 06/01/22 Inv #4121128634	5725 · Apparel - Uniforms & Boots	164.35
			Uniform Services 06/08/22 Inv #4121778413	5725 · Apparel - Uniforms & Boots	168.97
			Uniform Services 06/15/22 Inv #4122451287	5725 · Apparel - Uniforms & Boots	171.13
			Uniform Services 06/22/22 Inv #4123124721	5725 · Apparel - Uniforms & Boots	242.80
			Uniform Services 06/29/22 Inv #4123810021	5725 · Apparel - Uniforms & Boots	171.13
TOTAL					<u>918.38</u>
22022	07/13/2022	City National Bank	Lease Agreement #21-001 dated 7/1/2021	1015 · Checking -Union Bank - GF x9757	-318,094.12
Lease #21-001	07/01/2022		Principal-Re: Lease Agreement #21-001	6510 · Principal Payments	207,169.12
			Interest Due Date: 7/29/22	6520 · Interest Payments	110,925.00
TOTAL					<u>318,094.12</u>
22023	07/13/2022	City of Burlingame, Water		1015 · Checking -Union Bank - GF x9757	-1,065.40
53-310176-Jun22	06/24/2022		Fireline 04/19/22-06/21/22	5565 · Water	13.15
53-310184-Jun22	06/24/2022		3/4 Inch 04/19/22-06/21/22	5565 · Water	181.44
53-485494-Jun22	06/24/2022		1 Inch meter 04/19/22-6/21/22-1415 N. Carolan Ave	5565 · Water	186.67

**San Mateo County Mosquito & Vector Control District**  
**Check Detail**  
**July 2022**

<b>GF-Jul 2022</b>
------------------------

<u>Num</u>	<u>Date</u>	<u>Name</u>	<u>Memo</u>	<u>Account</u>	<u>Original Amount</u>
53-133346-Jun22	06/24/2022		1 1/2 Inch 04/19/22-06/21/22	5565 · Water	684.14
TOTAL					<u>1,065.40</u>
<b>22024</b>	<b>07/13/2022</b>	<b>Clarke Mosquito Control Products, Ir Customer # 002486</b>		<b>1015 · Checking -Union Bank - GF x9757</b>	<b>-3,938.72</b>
4125	06/29/2022		Natural 2EC 2.5 Gallon (P.O. #02706-1813)	5705 · Pesticides	3,938.72
TOTAL					<u>3,938.72</u>
<b>22025</b>	<b>07/13/2022</b>	<b>Clarke Mosquito Control Products, Inc.</b>		<b>1015 · Checking -Union Bank - GF x9757</b>	<b>-2,288.99</b>
5101002	06/15/2022		BG-Trap supplies (P.O. #02706-1816)	5805 · Disease Surveillance	864.19
5101487	06/30/2022		BG-Trap supplies (P.O. #02706-1816)	5805 · Disease Surveillance	1,424.80
TOTAL					<u>2,288.99</u>
<b>22026</b>	<b>07/13/2022</b>	<b>Colorprint</b>		<b>1015 · Checking -Union Bank - GF x9757</b>	<b>-554.14</b>
30681	06/27/2022		Tick Removal Cards (1,000)	5920 · Promotion & Printing	163.48
30632	06/28/2022		Please Return Rectangle Labels (500)	5920 · Promotion & Printing	197.33
30634	06/28/2022		Tick Bite Kit Label (600)	5920 · Promotion & Printing	193.33
TOTAL					<u>554.14</u>
<b>22027</b>	<b>07/13/2022</b>	<b>Comcast</b>	<b>A/C #8155200280283815</b>	<b>1015 · Checking -Union Bank - GF x9757</b>	<b>-164.33</b>
8155200280283815	07/03/2022		Business Internet 07/08/22-08/07/22 (1351 Rollins)	5575 · Phone - Land Line-AT&T/Comcast	164.33
TOTAL					<u>164.33</u>
<b>22028</b>	<b>07/13/2022</b>	<b>County of San Mateo LAFCO</b>	<b>San Mateo County Mosquito &amp; Vector Control District</b>	<b>1015 · Checking -Union Bank - GF x9757</b>	<b>-4,285.00</b>
LAFCO-22-23Budge	07/01/2022		Po-rata share of LAFCO's adopted budget for FY 2022-2023	5330 · Memberships & Subscriptions	4,285.00
TOTAL					<u>4,285.00</u>
<b>22029</b>	<b>07/13/2022</b>	<b>Eco Medical Inc.</b>	<b>Invoice #12900</b>	<b>1015 · Checking -Union Bank - GF x9757</b>	<b>-51.45</b>
12900	06/30/2022		Bio-waste container pick-up - Jun 2022	5830 · Lab Biowaste Disposal	49.00
			Temporary Fuel Charge 5%	5830 · Lab Biowaste Disposal	2.45
TOTAL					<u>51.45</u>

**San Mateo County Mosquito & Vector Control District**  
**Check Detail**  
**July 2022**

<b>GF-Jul 2022</b>
------------------------

<u>Num</u>	<u>Date</u>	<u>Name</u>	<u>Memo</u>	<u>Account</u>	<u>Original Amount</u>
<b>22030</b>	<b>07/13/2022</b>	<b>Flowers Electric &amp; Service Co., Inc.</b>		<b>1015 · Checking -Union Bank - GF x9757</b>	<b>-1,534.78</b>
22206031	07/06/2022		Trouble shoot & repair sump pump	5505 · Facility - Repairs & Maint	620.00
22207006	07/06/2022		Instasl HDMI cable & 120-volt outlets in off area	5505 · Facility - Repairs & Maint	914.78
TOTAL					<u>1,534.78</u>
<b>22031</b>	<b>07/13/2022</b>	<b>Flyers Energy, LLC</b>	<b>Account 700895</b>	<b>1015 · Checking -Union Bank - GF x9757</b>	<b>-4,618.75</b>
CFS-3049870	06/30/2022		Fuels 06/16/2022-06/30/2022	5735 · Fuel	4,618.75
TOTAL					<u>4,618.75</u>
<b>22032</b>	<b>07/13/2022</b>	<b>Grainger</b>	<b>809934680</b>	<b>1015 · Checking -Union Bank - GF x9757</b>	<b>-643.81</b>
7101950421	06/30/2022		Wasp & hornet sprays	5705 · Pesticides	182.07
			Facility light bulbs and switch repair	5505 · Facility - Repairs & Maint	77.81
			Lab supplies	5825 · Lab Supplies	48.59
			Safety signs	5720 · Safety Equipment	163.23
			Ops field equipments	5630 · Ops Equipment & Repairs	172.11
TOTAL					<u>643.81</u>
<b>22033</b>	<b>07/13/2022</b>	<b>Infosec</b>	<b>INV000061931</b>	<b>1015 · Checking -Union Bank - GF x9757</b>	<b>-1,089.00</b>
INV000061931	07/01/2022		Cybersecurity workshop for staff & trustees	5465 · Computer Software	1,089.00
TOTAL					<u>1,089.00</u>
<b>22034</b>	<b>07/13/2022</b>	<b>Lampire Biological Laboratories, Inc. A/C # SANMAT</b>		<b>1015 · Checking -Union Bank - GF x9757</b>	<b>-316.00</b>
447388	07/05/2022		Chicken Blood (PO# 02076-1779)	5815 · Mosquito Blood	316.00
TOTAL					<u>316.00</u>
<b>22035</b>	<b>07/13/2022</b>	<b>MidAmerica Admin &amp; Retirement Soli Cust ID: SANMA002 (Admin Fees Apr-Jun '22)</b>		<b>1015 · Checking -Union Bank - GF x9757</b>	<b>-664.00</b>
HRA-Admin-Apr-Jun:	06/30/2022		Admin Fees for Retirees HRA Apr-22 thru Jun-22	5160 · Retirees - HRA & Medical Reimb	144.00
			Admin Fees for Actives HRA Apr-22 thru Jun-22	5130 · Actives - HRA Health Reimb Acct	520.00
TOTAL					<u>664.00</u>

**San Mateo County Mosquito & Vector Control District**  
**Check Detail**  
**July 2022**

<b>GF-Jul 2022</b>
------------------------

<u>Num</u>	<u>Date</u>	<u>Name</u>	<u>Memo</u>	<u>Account</u>	<u>Original Amount</u>
22036	07/13/2022	Pacific Office Automation	Customer #446374	1015 · Checking -Union Bank - GF x9757	-246.49
268381	07/05/2022		Maintenance for 1 Color & 2 Blk/Wht Copiers 07/02/22-08/02/22	5380 · Copier and postage	246.49
TOTAL					<u>246.49</u>
22037	07/13/2022	PG&E		1015 · Checking -Union Bank - GF x9757	-1,205.99
5584709654-6 Jun2	06/27/2022		1351 Rollins Site 05/27/2022-06/27/2022	5560 · Gas & Electricity - PG&E	433.65
5594119880-0 Jun-2	06/27/2022		PGE Elec & Gas for 1415 N Carolan 05/27/22-06/27/2022	5560 · Gas & Electricity - PG&E	772.34
TOTAL					<u>1,205.99</u>
22038	07/13/2022	Quench USA, Inc.	A/C #D322868	1015 · Checking -Union Bank - GF x9757	-205.00
INV04158633	07/01/2022		Water Dispenser Rental - Jul 2022	5335 · Office Expense	205.00
TOTAL					<u>205.00</u>
22039	07/13/2022	Rachel Curtis	Reimb purchases	1015 · Checking -Union Bank - GF x9757	-212.03
ReimbExp-May-Jun'	06/30/2022		Reimb outreach supply purchases	5910 · Media and Network	176.03
			Background check for intern	5310 · Background / drug screening	36.00
TOTAL					<u>212.03</u>
22040	07/13/2022	Recology San Mateo County	A/C #731001072	1015 · Checking -Union Bank - GF x9757	-456.00
46258455	06/29/2022		Garbage Service - Jun 2022	5340 · Janitorial/Household Expense	456.00
TOTAL					<u>456.00</u>
22041	07/13/2022	RMT Landscape Contractors, Inc.	Customer #M332	1015 · Checking -Union Bank - GF x9757	-790.00
20220737	07/10/2022		Landscape Maintenance Jul-2022 (1351 Rollins Rd)	5505 · Facility - Repairs & Maint	495.00
			Landscape Maintenance (1415 N Carolan Ave)	5505 · Facility - Repairs & Maint	295.00
TOTAL					<u>790.00</u>
22042	07/13/2022	Streamline	Invoice No: 112D6F75-0017	1015 · Checking -Union Bank - GF x9757	-370.00

**San Mateo County Mosquito & Vector Control District**  
**Check Detail**  
**July 2022**

<b>GF-Jul 2022</b>
------------------------

Num	Date	Name	Memo	Account	Original Amount
112D6F75-0017	07/01/2022		Streamline Web 7/1/2022-8/1/2022	5475 · Website Hosting / Microsoft	370.00
TOTAL					370.00
<b>22043</b>	<b>07/13/2022</b>	<b>FDAC EBA</b>	<b>51 - SMCMVCD Aug-2022</b>	<b>1015 · Checking -Union Bank - GF x9757</b>	<b>-31,085.35</b>
FDAC0822-SMCM	07/08/2022		Medical Insurance for Aug-2022	5125 · Actives - Medical Insurance	28,320.05
			Dental Insurance	5135 · Actives - Dental Insurance	2,153.22
			Vision	5145 · Actives - Vision Insurance	403.08
			Hartford Group Life (Jul-Aug '22)	5150 · Group Life Insurance	209.00
TOTAL					31,085.35
<b>22044</b>	<b>07/13/2022</b>	<b>Vector Control Joint Powers Agency Customer #SAN002</b>		<b>1015 · Checking -Union Bank - GF x9757</b>	<b>-240,234.00</b>
VCJPA-151	07/01/2022		Worker's Comp Program (2022-23 Program Year)	5182 · Workers Compensation	109,506.00
			Liability Program	5410 · Liability Insurance - VCJPA	98,491.00
			Pooled Auto Physical Damage	5415 · Auto Physical Damage	2,401.00
			Property Program	5420 · Group Property Program	19,768.00
			General Fund Contribution	5425 · VCJPA - General Fund Allocation	3,737.00
			Group Fidelity ACIP Crime Program	5430 · Group Fidelity	6,014.00
			Alliant Deadly Weapons Response Program	5410 · Liability Insurance - VCJPA	317.00
TOTAL					240,234.00
<b>22045</b>	<b>07/13/2022</b>	<b>Verizon</b>	<b>A/C #271667168-00001</b>	<b>1015 · Checking -Union Bank - GF x9757</b>	<b>-1,655.53</b>
9909751476	06/26/2022		Services for period 05/27-06/26/22 (CalNet)	5580 · Phone - Mobile Devices-Verizon	1,655.53
TOTAL					1,655.53
<b>22046</b>	<b>07/13/2022</b>	<b>U.S. Bank</b>	<b>4246-0445-5564-6391</b>	<b>1015 · Checking -Union Bank - GF x9757</b>	<b>-13,374.34</b>
06222022	06/22/2022		District Credit Card Payment	1040 · US Bank Purchase Card	13,374.34
TOTAL					13,374.34
<b>22047</b>	<b>07/28/2022</b>	<b>Great-West Life &amp; Annuity Co</b>	<b>Group No. 98368</b>	<b>1015 · Checking -Union Bank - GF x9757</b>	<b>-6,383.05</b>
07162022	07/16/2022		Employee Deferred Comp PPE 07/16/2022	5185 · Actives - Deferred Compensation	6,383.05
TOTAL					6,383.05

**San Mateo County Mosquito & Vector Control District**  
**Check Detail**  
**July 2022**

<b>GF-Jul 2022</b>
------------------------

<u>Num</u>	<u>Date</u>	<u>Name</u>	<u>Memo</u>	<u>Account</u>	<u>Original Amount</u>
22048	07/28/2022	San Mateo County Retirement Assoc SM M.A.D.		1015 · Checking -Union Bank - GF x9757	-20,663.82
07162022	07/16/2022		Employee Contribution Pay Period 07/03/2022-07/16/2022	5115 · Retirement - Employee Contribut	8,864.50
			Employer Contribution Pay Period 07/03/2022-07/16/2022	5110 · Retirement - Employer Contribut	11,799.32
TOTAL					<u>20,663.82</u>
22049	07/28/2022	U.S. Bank PARS Account # 67460224 Agency Name: San Mateo County Mosquito & Vector Control District PPE		1015 · Checking -Union Bank - GF x9757	-572.18
6746022400-PP7-16	07/16/2022		Alternate Retirement System for Richard Arrow PPE 07/16/2022	5116 · Alternate Retire-Employee Contr	572.18
TOTAL					<u>572.18</u>
22050	07/28/2022	Alliant Insurance Services, Inc.	Account #SANMATE-10	1015 · Checking -Union Bank - GF x9757	-2,952.95
APIPBBR027	07/15/2022		Cyber Liability Insurance (7/1/2022 to 7/1/2023)	5436 · Cyber Liability	2,952.95
TOTAL					<u>2,952.95</u>
22051	07/28/2022	American Fidelity Assurance	Payor: 56840	1015 · Checking -Union Bank - GF x9757	-457.98
D482469	07/20/2022		Life/Acc/Cancer EE Insurance for Jul-2022	5170 · Actives - Other Benefits	457.98
TOTAL					<u>457.98</u>
22052	07/28/2022	Black Mountain Properties, LLC	Acct. t0000505 San Mateo County-1323 Rollins Rd., Burlingame	1015 · Checking -Union Bank - GF x9757	-11,176.00
Aug Rent/CAM	07/19/2022		Aug-2022 Base Rent-1323 Rollins Rd., Burlingame,CA	5399 · Facility Lease	7,944.00
			Estimated CAM	5399 · Facility Lease	3,232.00
TOTAL					<u>11,176.00</u>
22053	07/28/2022	Brian Weber	Replenish Petty Cash 07/01/21-06/30/22	1015 · Checking -Union Bank - GF x9757	-224.38
PettyCash6-30-22	06/30/2022		Replenish Petty Cash 07/01/21-06/30/22	1030 · Petty Cash	224.38
TOTAL					<u>224.38</u>
22054	07/28/2022	Comcast	A/C #8155200280658818	1015 · Checking -Union Bank - GF x9757	-174.28
8155200280658818,	07/20/2022		Business Internet 07/20/22-08/19/22 (1415 N Carolan)	5575 · Phone - Land Line-AT&T/Comcast	174.28

**San Mateo County Mosquito & Vector Control District**  
**Check Detail**  
**July 2022**

<b>GF-Jul 2022</b>
------------------------

<u>Num</u>	<u>Date</u>	<u>Name</u>	<u>Memo</u>	<u>Account</u>	<u>Original Amount</u>
TOTAL					174.28
22055	07/28/2022	James Barry	Inv #362356	1015 · Checking -Union Bank - GF x9757	-150.00
362356	07/14/2022		Fish pond maintenance	5505 · Facility - Repairs & Maint	150.00
TOTAL					150.00
22056	07/28/2022	Jarvis Fay LLP	Invoice 16638	1015 · Checking -Union Bank - GF x9757	-6,041.00
16638	06/30/2022		Board Matters (10.2 hrs) - Legal Services thru Jun-2022	5350 · Legal Services	2,703.00
			Architectural RFP for 1415 N Carolan Project (6.4 hrs)	5350 · Legal Services	1,695.00
			District General Matters (6.2 hrs)	5350 · Legal Services	1,643.00
TOTAL					6,041.00
22057	07/28/2022	MVCAC	2022-2023 Corporate Member Dues	1015 · Checking -Union Bank - GF x9757	-11,000.00
7363309	07/19/2022		2022-2023 Corporate Member Dues	5330 · Memberships & Subscriptions	11,000.00
TOTAL					11,000.00
22058	07/28/2022	Napa Auto Parts	A/C #5644	1015 · Checking -Union Bank - GF x9757	-148.44
140065	07/12/2022		Battery for 18' Klamath Boat	5620 · Auto, Hotsy, Plug, Boat, Traile	148.44
TOTAL					148.44
22059	07/28/2022	Public Agency Retirement Services (I Customer #SAN400		1015 · Checking -Union Bank - GF x9757	-306.00
50992	07/11/2022		PARS Alternate Retirement System Fees PE 05/31/2022	5325 · HR & Finance Consultant	306.00
TOTAL					306.00
22060	07/28/2022	Purchase Power	8000-9000-0074-1201	1015 · Checking -Union Bank - GF x9757	-208.99
17662438-Jul-22	07/14/2022		Postage refill and transaction fee	5380 · Copier and postage	208.99
TOTAL					208.99
22061	07/28/2022	ADP Screening & Selection Services Billing A/C: 1466165-8		1015 · Checking -Union Bank - GF x9757	-324.49

**San Mateo County Mosquito & Vector Control District**  
**Check Detail**  
**July 2022**

<b>GF-Jul 2022</b>
------------------------

<u>Num</u>	<u>Date</u>	<u>Name</u>	<u>Memo</u>	<u>Account</u>	<u>Original Amount</u>
1466165-07-2022	07/25/2022		Background check for Seasonal Techs (2)	5310 · Background / drug screening	324.49
TOTAL					324.49
<b>22062</b>	<b>07/28/2022</b>	<b>Airgas Dry Ice</b>	<b>QAC40</b>	<b>1015 · Checking -Union Bank - GF x9757</b>	<b>-597.69</b>
9127816248	07/12/2022		Dry Ice (250 lbs)	5820 · Dry Ice	298.98
9128057764	07/19/2022		Dry Ice (250 lbs)	5820 · Dry Ice	298.71
TOTAL					597.69
<b>22063</b>	<b>07/28/2022</b>	<b>Alpine Helicopter Service Inc</b>	<b>Acct. No.: 41-19-1996</b>	<b>1015 · Checking -Union Bank - GF x9757</b>	<b>-7,247.50</b>
22-230	07/12/2022		Mills Field - Metalarv S-PT Mosq Regulator Pellet	5715 · Helicopter	7,247.50
TOTAL					7,247.50
<b>22064</b>	<b>07/28/2022</b>	<b>Bay Alarm</b>		<b>1015 · Checking -Union Bank - GF x9757</b>	<b>-1,999.20</b>
19768486	07/15/2022		Security Alarm Monitoring 08/01/2022-10/31/2022 (1415 N Carolan Ave)	5385 · Security and fire alarm	540.00
19775587	07/15/2022		Fire Alarm Monitoring 08/01/2022-10/31/2022 (1351 Rollins Rd)	5385 · Security and fire alarm	445.20
			Sprinkler Inspection Services 08/01/2022-10/31/2022	5385 · Security and fire alarm	159.00
19776432	07/15/2022		Access Control System 08/01/22-10/31/22 (1351 Rollins Rd)	5385 · Security and fire alarm	855.00
TOTAL					1,999.20
<b>22065</b>	<b>07/28/2022</b>	<b>Colorprint</b>		<b>1015 · Checking -Union Bank - GF x9757</b>	<b>-565.34</b>
30798	07/11/2022		Tick Rack Cards-2 Versions (600 x 2shts)	5920 · Promotion & Printing	273.10
30800	07/14/2022		Gift labels (Qty 2,000)	5920 · Promotion & Printing	261.27
30885	07/21/2022		Uniform name badges (Seasonal Cory Brede)	5725 · Apparel - Uniforms & Boots	30.97
TOTAL					565.34
<b>22066</b>	<b>07/28/2022</b>	<b>Compu-Data, Inc.</b>	<b>Inv #63995</b>	<b>1015 · Checking -Union Bank - GF x9757</b>	<b>-420.00</b>
63995	07/22/2022		Remote meeting with Resolute Guard (3hrs)	5455 · IT Consulting - Compu-Data	420.00
TOTAL					420.00
<b>22067</b>	<b>07/28/2022</b>	<b>Flowers Electric &amp; Service Co., Inc.</b>		<b>1015 · Checking -Union Bank - GF x9757</b>	<b>-1,261.74</b>



**San Mateo County Mosquito & Vector Control District**  
**Check Detail**  
**July 2022**

<b>GF-Jul 2022</b>
------------------------

<u>Num</u>	<u>Date</u>	<u>Name</u>	<u>Memo</u>	<u>Account</u>	<u>Original Amount</u>
1798	07/11/2022		Install wiring for new wheel balancer	5505 · Facility - Repairs & Maint	814.71
22207011	07/20/2022		Install motion sensor to main parking garage door	5505 · Facility - Repairs & Maint	447.03
TOTAL					<u>1,261.74</u>
<b>22068</b>	<b>07/28/2022</b>	<b>Flyers Energy, LLC</b>	<b>Account 700895</b>	<b>1015 · Checking -Union Bank - GF x9757</b>	<b>-4,039.07</b>
CFS-3073982	07/15/2022		Fuels 07/01/2022-07/15/2022	5735 · Fuel	4,039.07
TOTAL					<u>4,039.07</u>
<b>22069</b>	<b>07/28/2022</b>	<b>Fusion Cloud Company, LLC</b>	<b>Customer No. 3789973</b>	<b>1015 · Checking -Union Bank - GF x9757</b>	<b>-513.80</b>
9538703	07/19/2022		Phone System Aug-2022	5570 · Phone - VOIP - Fusion/MegaPath	513.80
TOTAL					<u>513.80</u>
<b>22070</b>	<b>07/28/2022</b>	<b>Life Technologies Corporation</b>		<b>1015 · Checking -Union Bank - GF x9757</b>	<b>-1,762.83</b>
81571991	07/07/2022		PCR supply restocking (P.O.#02706-1825)	5845 · Lab PCR Supplies	1,428.54
81609295	07/14/2022		PCR supply restocking (P.O.#02706-1825)	5845 · Lab PCR Supplies	334.29
TOTAL					<u>1,762.83</u>
<b>22071</b>	<b>07/28/2022</b>	<b>Occupational Health Centers of Calif</b>	<b>Account #N23-1060276454</b>	<b>1015 · Checking -Union Bank - GF x9757</b>	<b>-61.00</b>
76037584	07/20/2022		Drug test for Seasonal Tech- C. Brede	5310 · Background / drug screening	61.00
TOTAL					<u>61.00</u>
<b>22072</b>	<b>07/28/2022</b>	<b>Patch Media</b>	<b>Customer #: 0013m00002fB9nS</b>	<b>1015 · Checking -Union Bank - GF x9757</b>	<b>-1,500.00</b>
SIN052206	07/15/2022		Online advertising of District services to public 7/15-8/14/22	5920 · Promotion & Printing	1,500.00
TOTAL					<u>1,500.00</u>
<b>22073</b>	<b>07/28/2022</b>	<b>San Mateo Lockworks Inc</b>	<b>Invoice #144608</b>	<b>1015 · Checking -Union Bank - GF x9757</b>	<b>-37.27</b>
144608	07/21/2022		Office and building keys duplicates	5335 · Office Expense	37.27
TOTAL					<u>37.27</u>
<b>22074</b>	<b>07/28/2022</b>	<b>Standard Insurance Company</b>	<b>142979</b>	<b>1015 · Checking -Union Bank - GF x9757</b>	<b>-1,204.87</b>

**San Mateo County Mosquito & Vector Control District**  
**Check Detail**  
**July 2022**

<b>GF-Jul 2022</b>
------------------------

Num	Date	Name	Memo	Account	Original Amount
142979-0001 Jul22	07/19/2022		Long term disability due 08/01/2022	5165 · Long Term Disability - Standard	1,204.87
TOTAL					1,204.87
<b>CHECK TOTAL</b>					<b><u>765,909.41</u></b>

Note: Previous month's check numbers were 21919-22005. Current month's check numbers are 22006-22074 (69 checks).

**San Mateo County Mosquito & Vector Control District**  
**Check Detail**  
**July 2022**

<b>CPF-Jul 2022</b>
-------------------------

Num	Date	Name	Memo	Account	Original Amount
1089	07/13/2022	Enterprise FM Trust	Customer No. 458563	1025 · Checking -Union Bank -CPF x6913	-3,120.50
FBN4503389	07/06/2022		22NCN8-2018 NISS Frontier- Jul 2022	6030 · Vehicle Leases	298.49
			22NCNB-2018 NISS Frontier	6030 · Vehicle Leases	298.49
			22NCNF-2018 NISS Frontier	6030 · Vehicle Leases	33.70
			22NCNJ-2018 NISS Frontier	6030 · Vehicle Leases	33.70
			23CDWF-2020 Subaru Forester	6030 · Vehicle Leases	318.64
			23LVXF-2019 NISS Frontier (Kim)	6030 · Vehicle Leases	405.59
			23LW6S-2019 NISS Frontier (Lab)	6030 · Vehicle Leases	455.33
			23MNV2-2020 NISS Frontier	6030 · Vehicle Leases	391.87
			23MNV3-2020 NISS Frontier	6030 · Vehicle Leases	391.88
			25QSHX-2022 FORD Explorer	6030 · Vehicle Leases	492.81
TOTAL					3,120.50
				<b>CHECK TOTAL</b>	<b>3,120.50</b>

Note: Previous month's check number were 1084-1088. Current month's check number are 1089 (1 check).

**San Mateo County Mosquito & Vector Control District  
Credit Card Transaction Detail by Account**

<b>Jul 2022</b>
---------------------

July 2022

Type	Date	Name	Memo	Split	Amount
<b>1040 · US Bank Purchase Card</b>					
<b>1045 · US Bank Visa Brian x2315</b>					
Credit Card Charge	06/22/2022	Scholastic Inc.	Mosq. outreach children take home books	5910 · Media and Network	3,712.57
Credit Card Charge	06/22/2022	California Special District Assoc	CSDA conf. reg. Trustees Mason, Rena, and Desiree	5210 · Conferences / Workshops Board	2,175.00
			CSDA conf. reg. Staff Brian and Ryan	5215 · Conferences / Workshops Staff	1,300.00
Credit Card Charge	06/23/2022	Alaska Air	Air fare Brian Weber CSDA conf 8/21-8/24	5215 · Conferences / Workshops Staff	220.21
Credit Card Charge	06/23/2022	Alaska Air	Air fare Ryan Thorndike CSDA conf 8/21-8/24	5215 · Conferences / Workshops Staff	220.21
Credit Card Charge	07/08/2022	Bayshore Transmissions	CB Jeep #36 complete overhaul	5615 · Garage Repairs Outside	3,005.93
Credit Card Charge	07/11/2022	Misc- Ops	Etrailer.com replacement trailer wheels for airboat	5620 · Auto, Hotsy, Plug, Boat, Traile	280.38
Credit Card Charge	07/13/2022	Microsoft	MS 365 Bus Basics Email Subscription	5475 · Website Hosting / Microsoft	12.83
Credit Card Charge	07/21/2022	Misc- Outreach	Etsy custom size boxes tick display	5920 · Promotion & Printing	131.55
Credit Card Charge	07/21/2022	Misc- Outreach	Glowforge Inc. materials for mosq. educ. items	5920 · Promotion & Printing	342.32
Total 1045 · US Bank Visa Brian x8037					11,401.00
<b>1050 · US Bank Visa Admin x5992</b>					
Credit Card Charge	06/22/2022	Misc-Admin	Framework Computer-deposit to reserve laptop	5460 · Computer Hardware	100.00
Credit Card Charge	06/24/2022	ThermoFisher Scientific	Testing for plague	5845 · Lab PCR Supplies	334.29
Credit Card Charge	06/28/2022	California Special District Assoc	Conf. Reg. for Richard Arrow	5215 · Conferences / Workshops Staff	650.00
Credit Card Charge	06/29/2022	Misc- Ops	MCAR Window Tint-tint windows at 1415 N. Carolan	5505 · Facility - Repairs & Maint	196.20
Credit Card Charge	06/29/2022	Alaska Air	Air flight for Richard Arrow CSDA conf. 8/22-8/25	5215 · Conferences / Workshops Staff	248.18
Credit Card Charge	06/30/2022	Costco	Food for all hands staff meeting	5335 · Office Expense	138.80
Credit Card Charge	07/01/2022	Mosyle Business	Manage Apple iPads & Mac-Jul '22 Subscriptn	5465 · Computer Software	28.75
Credit Card Charge	07/06/2022	Shutterstock	Stock photos for outreach	5910 · Media and Network	299.00
Credit Card Charge	07/06/2022	Survey Monkey	Survey service for post SR survey	5910 · Media and Network	384.00
Credit Card Charge	07/08/2022	Register.com Website	Website domain	5475 · Website Hosting / Microsoft	6.00
Credit Card Charge	07/12/2022	Mann Lake Ltd.	Bee gloves for techs	5725 · Apparel - Uniforms & Boots	114.48
Credit Card Charge	07/12/2022	Summit Racing Equipment	Replacement ignition parts for airboat	5620 · Auto, Hotsy, Plug, Boat, Traile	691.60
Credit Card Charge	07/12/2022	JME Ellsworth Company	BVA fill station filters	5620 · Auto, Hotsy, Plug, Boat, Traile	133.41
Credit Card Charge	07/13/2022	Misc- Ops	GTO Perf. parts for airboat	5620 · Auto, Hotsy, Plug, Boat, Traile	790.09
Credit Card Charge	07/13/2022	Misc- Ops	Cummins fuel filters for airboat	5620 · Auto, Hotsy, Plug, Boat, Traile	279.15
Credit Card Charge	07/14/2022	Misc- Ops	Trailer Parts Superstore replace fender support airboat	5620 · Auto, Hotsy, Plug, Boat, Traile	54.51
Credit Card Charge	07/14/2022	Cresco Equipment Rental	Forklift fuel	5735 · Fuel	37.27
Credit Card Charge	07/15/2022	Misc- Outreach	The Reading Bug Books for outreach	5910 · Media and Network	471.81
Credit Card Charge	07/15/2022	Outdoor Supply Hardware	Hardware and anchors for tire machine	5620 · Auto, Hotsy, Plug, Boat, Traile	19.86
Credit Card Charge	07/15/2022	Tap Plastics Inc	Materials for mosq. larvae observation	5910 · Media and Network	130.43
Credit Card Charge	07/15/2022	Misc- Outreach	Usborne Books for outreach educ.	5910 · Media and Network	117.51
Credit Card Charge	07/18/2022	Big 5 Sporting Goods	Boots for seasonal tech	5725 · Apparel - Uniforms & Boots	27.40

**San Mateo County Mosquito & Vector Control District  
Credit Card Transaction Detail by Account**

<b>Jul 2022</b>
---------------------

July 2022

<u>Type</u>	<u>Date</u>	<u>Name</u>	<u>Memo</u>	<u>Split</u>	<u>Amount</u>
Credit Card Charge	07/18/2022	Entomological Soc of America	2022 Joint Annual Mtg reg. Tara Roth	5215 · Conferences / Workshops Staff	495.00
Credit Card Charge	07/19/2022	Costco	Misc. office supplies	5335 · Office Expense	305.12
			Misc. janitorial supplies	5335 · Office Expense	396.17
Credit Card Charge	07/20/2022	Scholastic Inc.	Insect themed books w/District logo for youth events	5910 · Media and Network	987.24
Credit Card Charge	07/21/2022	Peninsula Feed	Supplies for cleaning chicken coops	5810 · Sentinel Chicken Flocks/Supply	130.22
Total 1050 · US Bank Visa Admin x5992					<u>7,566.49</u>
<b>TOTAL 1040 · US Bank Purchase Card</b>					<b><u>18,967.49</u></b>



P.O. BOX 6343  
FARGO ND 58125-6343

Jul  
2022



000001638 01 SP 0.570 106481530844551 P  
SMCMVCD  
ATTN DISTRICT MANAGER  
1351 ROLLINS RD  
BURLINGAME CA 94010-2409

ACCOUNT NUMBER [REDACTED]  
STATEMENT DATE 07-22-2022  
AMOUNT DUE \$18,967.49  
NEW BALANCE \$18,967.49  
PAYMENT DUE ON RECEIPT

AMOUNT ENCLOSED  
\$

Please make check payable to U.S. Bank

U.S. BANK CORPORATE PAYMENT SYSTEMS  
P.O. BOX 790428  
ST. LOUIS, MO 63179-0428

[REDACTED] 001896749 001896749

Please tear payment coupon at perforation.

CORPORATE ACCOUNT SUMMARY								
SMCMAD	Previous Balance	Purchases And Other + Charges	Cash Advances +	Cash Advance Fees +	Late Payment Charges -	Credits -	Payments -	New Balance
Company Total	\$17,155.39	\$18,967.49	\$0.00	\$0.00	\$0.00	\$0.00	\$17,155.39	\$18,967.49

CORPORATE ACCOUNT ACTIVITY					
SMCMAD					TOTAL CORPORATE ACTIVITY
					\$17,155.39 CR
Post Date	Tran Date	Reference Number	Transaction Description	Amount	
06-23	06-19	74798262174000000000728	PAYMENT - THANK YOU 00000 C	3,781.05	PY
07-19	07-18	74798262200000000000013	PAYMENT - THANK YOU 00000 C	13,374.34	PY

NEW ACTIVITY					
BRIAN WEBER		CREDITS	PURCHASES	CASH ADV	TOTAL ACTIVITY
		\$0.00	\$7,627.99	\$0.00	\$7,627.99
Post Date	Tran Date	Reference Number	Transaction Description	Amount	
06-23	06-22	24009582174600085017304	SCHOLASTIC EDUCATION 573-632-1834 MO	3,712.57	
06-23	06-21	24202982173030034604648	CALIFORNIA SPECIAL DISTRI 916-442-7887 CA	3,475.00	

CUSTOMER SERVICE CALL	ACCOUNT NUMBER		ACCOUNT SUMMARY	
	800-344-5696	[REDACTED]	PREVIOUS BALANCE	17,155.39
SEND BILLING INQUIRIES TO: U.S. Bank National Association C/O U.S. Bancorp Purchasing Card Program P.O. Box 6335 Fargo, ND 58125-6335	STATEMENT DATE	DISPUTED AMOUNT	PURCHASES & OTHER CHARGES	18,967.49
	07/22/22	.00	CASH ADVANCES	.00
	AMOUNT DUE		CASH ADVANCE FEES	.00
			LATE PAYMENT CHARGES	.00
	18,967.49		CREDITS	.00
			PAYMENTS	17,155.39
		ACCOUNT BALANCE	18,967.49	



Company Name: SMCMVCD
Corporate Account Number: [REDACTED]
Statement Date: 07-22-2022

NEW ACTIVITY						
Post Date	Tran Date	Reference Number	Transaction Description	Amount		
06-27	06-23	24431062175036029800093	ALASKA AIR 0272302980009 SEATTLE WA WEBER/BRIAN 08-21-22	220.21		
06-27	06-23	24431062175036029800101	ALASKA AIR 0272302980010 SEATTLE WA THORNDIKE/RYAN 08-21-22	220.21		
		<b>SMCMVCD ADMIN</b>	<b>CREDITS</b>	<b>PURCHASES</b>	<b>CASH ADV</b>	<b>TOTAL ACTIVITY</b>
			\$0.00	\$7,566.49	\$0.00	\$7,566.49
Post Date	Tran Date	Reference Number	Transaction Description	Amount		
06-23	06-22	24492162174000001791691	FRAMEWORK* R189002725 FRAME WORK CA	100.00		
06-24	06-24	24492152175715639679839	LIFETECHCORPORATION 800-955-6288 CA	334.29		
06-30	06-28	24202982180030035298060	CALIFORNIA SPECIAL DISTRI 916-442-7887 CA	650.00		
06-30	06-29	24431062181400110000017	MCAR SAN MATEO CA	196.20		
07-01	06-29	24431062181036035575830	ALASKA AIR 0272303557583 SEATTLE WA ARROW/RICHARD 08-22-22	197.20		
07-01	06-29	24431062181036120932128	ALASKA AIR SEATTLE WA XXXXXXXXXXXXXXXXXXXX 00-00-00	50.98		
07-01	06-30	24943002182899000098411	COSTCO WHSE #0147 FOSTER CITY CA	138.80		
07-04	07-01	24492162182000043963100	MOSYLE BUS* MOSYLE_BUS HTTPSBUSINESS FL	28.75		
07-07	07-06	24793382187002067984942	STK*SHUTTERSTOCK 866-6633954 NY	299.00		
07-07	07-06	24908412187151245804511	SMK*SURVEYMONKEY.COM 971-2311154 CA	394.00		
07-11	07-09	24892162190100406006030	MANN LAKE LTD 800-880-7894 MN	114.48		
07-11	07-08	24908412189151363365394	WEB*REGISTERWEBSITE 800-8999723 FL	6.00		
07-13	07-12	24445002194600081930580	SUMMIT RACING MAIL ORDER 800-230-3030 OH	691.60		
07-13	07-12	24492152193719319500175	JOHN M ELLSWORTH CO INC 414-354-1414 WI	133.41		
07-14	07-13	24789302194505800133168	CORE SYSTEMS / GTO PERFO 352-4019070 FL	790.09		
07-14	07-13	24943002194700983834992	CUMMINS INC 804-882-5777 CO	279.15		
07-15	07-14	24492152195894721565708	TRAILERPARTS/SUPERSTORE 302-453-7327 DE	54.51		
07-18	07-15	24121572197000196150028	THE READING BUG 000-0000000 CA	471.81		
07-18	07-15	24231682197091004241707	OUTDOOR SUPPLY MILLBRAE MILLBRAE CA	19.86		
07-18	07-15	24275392188900016753685	TAP PLASTICS, INC. 888-8277330 CA	130.43		
07-18	07-14	24323042196046100227892	CRESCO EQUIPMENT RENTALS BURLINGAME CA	37.27		
07-18	07-15	24492152196719713717760	UBAMBOOKS 800-475-4522 OK	117.51		
07-19	07-18	24431062200400015000028	BIG 5 SPORTING GOODS 092 SAN MATEO CA	27.40		
07-19	07-18	24445002199300398104426	FSP*ENTOMOLOGICAL SOCIETY 301-731-4535 MD	495.00		
07-20	07-19	24892162200100852411302	COSTCO DELIVERY 654 800-798-9968 CA	701.29		
07-21	07-20	24009582202600116829152	SCHOLASTIC EDUCATION 573-832-1834 MO	987.24		
07-22	07-21	24892162202100806031501	SQ *PENINSULA FEED STORE REDWOOD CITY CA	130.22		
		<b>BRIAN WEBER</b>	<b>CREDITS</b>	<b>PURCHASES</b>	<b>CASH ADV</b>	<b>TOTAL ACTIVITY</b>
			\$0.00	\$3,773.01	\$0.00	\$3,773.01
Post Date	Tran Date	Reference Number	Transaction Description	Amount		
07-11	07-08	24377352190000004859682	BAYSHORE TRANSMISSIONS BURLINGAME CA	3,005.93		
07-12	07-11	24492152192743211539538	ETRAILER CORPORATION 636-887-9300 MO	280.38		
07-14	07-13	24908412194151723001566	MSFT * E0100JB07M MSBILL INFO WA	12.83		
07-22	07-21	24204292202017458520134	ETSY.COM - RUSTICANDCHARR 718-8557955 NY	131.56		
07-22	07-21	24492162202000040484007	SP GLOWFORGE STORE HTTPSGLOWFORG WA	342.32		

000000  
000000  
000000  
000000  
000000  
000000

Jul  
2022

Company Name: SMCMVCD
Corporate Account Number: ██████████
Statement Date: 07-22-2022

Department: 00000 Total:  
Division: 00000 Total:

\$66  
10,967.40  
10,967.40



Agenda Item 4E

**SUBJECT: REPORT ON ANALYSIS OF PG&E COSTS RELATIVE TO THE SOLAR PROJECT**

---

**Background:**

As you are aware, the District contracted with Solar Technologies to install solar panels on top of the roof of the garage at 1351 Rollins Road. This project was completed at the end of FY 19-20 at a cost of \$132,336. The rationale of initiating the project was twofold:

- Provide energy cost savings on a continuing basis
- Reduce the District's "carbon footprint" by the utilization of solar energy

After the first full year of operation, the year-to-year savings in energy costs amounted to \$9,681 and a reduction in kilowatt hours in energy consumption of 46,539. Essentially the percentage reduction of energy costs is 56.7% and energy consumption is 48.9% that would otherwise been purchases from Pacific Gas and Electricity.

Originally when we embarked on this project, we anticipated a reduction of power consumption to approximate an 80% decrease. Obviously, the analysis provided by our solar installers were overly optimistic. However, we have realized significant savings in costs and power consumption due to the installation of the solar panels.

Please let me know if staff may provide any further information.

**Attachment:**

Analysis of Pacific Gas & Electricity Bills, FY 20-21 and FY 21-22

**SAN MATEO COUNTY MOSQUITO AND VECTOR CONTROL DISTRICT  
ANALYSIS OF PACIFIC GAS & ELECTRICITY BILLS  
1351 ROLLINS ROAD, BURLINGAME, CA  
FROM JULY 1 THROUGH JUNE 30, 2022**

Date:	Peninsula		Sub Total	kWh	Date:	Peninsula		Sub Total	kWh	Year To Year Energy Savings (\$)	Year To Year Energy Savings (kWh)
	PG&E	Clean Energy				PG&E	Clean Energy				
7/31/2021	\$ 464.81	\$ 21.08	\$ 485.89	1,104.00	7/30/2020	\$ 1,459.97	\$ 895.34	\$ 2,355.31	8,724.60	\$ 1,869.42	7,620.6
8/31/2021	\$ 1,296.30	\$ 303.83	\$ 1,600.13	4,562.00	8/30/2020	\$ 1,648.29	\$ 1,020.07	\$ 2,668.36	9,654.42	\$ 1,068.23	5,092.4
9/30/2021	\$ 1,189.52	\$ 348.65	\$ 1,538.17	4,937.00	9/30/2020	\$ 1,561.93	\$ 940.76	\$ 2,502.69	9,545.52	\$ 964.52	4,608.5
10/31/2021	\$ 1,023.44	\$ 275.97	\$ 1,299.41	4,655.00	10/30/2020	\$ 1,560.72	\$ 952.52	\$ 2,513.24	9,056.04	\$ 1,213.83	4,401.0
11/30/2021	\$ 1,148.23	\$ 357.29	\$ 1,505.52	6,044.00	11/30/2020	\$ 1,268.38	\$ 537.81	\$ 1,806.19	8,617.74	\$ 300.67	2,573.7
12/31/2021	\$ 1,171.00	\$ 373.43	\$ 1,544.43	6,434.00	12/30/2020	\$ 1,065.48	\$ 431.96	\$ 1,497.44	7,527.00	\$ (46.99)	1,093.0
1/31/2022	\$ 1,414.19	\$ 319.42	\$ 1,733.61	6,666.00	1/31/2021	\$ 1,220.56	\$ 471.02	\$ 1,691.58	8,177.22	\$ (42.03)	1,511.2
2/28/2022	\$ 1,094.14	\$ 240.82	\$ 1,334.96	4,926.00	2/28/2022	\$ 1,323.50	\$ 378.77	\$ 1,702.27	8,739.00	\$ 367.31	3,813.0
3/31/2022	\$ 565.89	\$ 140.63	\$ 706.52	2,779.00	3/31/2021	\$ 1,354.84	\$ 341.91	\$ 1,696.75	8,177.28	\$ 990.23	5,398.3
4/30/2022	\$ 245.90	\$ 95.92	\$ 341.82	872.00	4/30/2021	\$ 1,522.21	\$ 433.50	\$ 1,955.71	9,281.64	\$ 1,613.89	8,409.6
5/31/2022	\$ 196.08	\$ 66.23	\$ 262.31	549.00	5/31/2021	\$ 1,148.71	\$ 290.38	\$ 1,439.09	3,125.64	\$ 1,176.78	2,576.6
6/30/2022	\$ 246.23	\$ 86.05	\$ 332.28	805.00	6/30/2022	\$ 537.57	\$ -	\$ 537.57	246.00	\$ 205.29	(559.0)
<b>Total:</b>	<b>\$ 10,055.73</b>	<b>\$ 2,629.32</b>	<b>\$ 12,685.05</b>	<b>44,333.00</b>		<b>\$ 15,672.16</b>	<b>\$ 6,694.04</b>	<b>\$ 22,366.20</b>	<b>90,872.10</b>	<b>\$ 9,681.15</b>	<b>46,539.1</b>
% Difference in kWh:			48.8%								
% Difference in Cost:			56.7%								

Agenda Item 4F

**REGULAR AGENDA**

**SUBJECT: Striping and Resealing RFP**

---

**RECOMMENDATION**

Approve striping and resealing contract for 1351 Rollins Rd to Bay Area Paving Company

**BACKGROUND AND STATUS**

At the September Board meeting, District staff will seek approval to have the parking lot at 1351 Rollins Rd in Burlingame resealed and striped which was last done in 2019. The RFP closed on July 22<sup>nd</sup> 2022 and was posted for one month. We received three proposals from Bay Area Paving Company, El Camino General Engineering Inc and Cato's Paving. The project includes filling all cracks a 1/4" or more, cleaning the entire area of debris, applying two coats of asphalt seal and striping the property to the previous layout.

**REFERENCE MATERIALS AVAILABLE**

1. Proposal from Bay Area Paving Company
2. Proposal from Cato's Paving
3. Proposal from El Camino General Engineering Inc.
4. Striping and Resealing RFP

Agenda Item 4C

**REGULAR AGENDA**

**SUBJECT: Restriping and Resealing RFP**

---

**RECOMMENDATION**

Approve restriping and resealing contract for 1351 Rollins Rd to Bay Area Paving Company

**BACKGROUND AND STATUS**

At the September Board meeting, District staff will be seeking approval to have the parking lot at 1351 Rollins Rd in Burlingame resealed and restriped which was last done in 2019. The RFP closed on July 22<sup>nd</sup>, 2022. We received 3 proposals from Bay Area Paving Company, El Camino General Engineering Inc and Cato's Paving. The project includes filling all cracks a 1/4" or more, cleaning the entire area of debris, applying two coats of asphalt seal and restriping the property to the previous layout.

**REFERENCE MATERIALS AVAILABLE**

- Proposal from Bay Area Paving Company
- Proposal from Cato's Paving
- Proposal from El Camino General Engineering Inc.

Job No. SM COUNTY

BAY AREA PAVING COMPANY

P.O. Box 340 · San Carlos, CA 94070 · Tel (650)341-0351 · bayareapaving@comcast.net

License #250290 Class A

TO: Job Owner SN MATEO COUNTY MOSQUITO & VECTOR CONTROL DISTRICT

Address 1351 ROLLINS ROAD  
BURLINGAME, CA 94010  
PAUL WEBER 344-8592 pweber@smcmvcd.org

PROPOSAL · CONTRACT · WORK ORDER

We hereby agree to furnish all labor, materials and equipment for the completion, in a good workmanlike manner, of the following described work:

Job Location: 1351 ROLLINS ROAD BURLINGAME, CA

BLOW CLEAN THE SURFACE (APPROX 16,000 SF) AND APPLY TWO COATS OF SEAL AND RESTRIPE. PRICE INCLUDES HOT APPLIED CRACK FILL FOR ALL CRACKS 1/4" WIDE OR WIDER. PLEASE NOTE THE CRACK FILL DOES NOT ELIMINATE CRACKS THAT ARE FILLED WITH THIS MATERIAL. PRICE ALOS INCLUDES NO DUMPING MARKERS AT STORM DRAIN.....\$ 8,971.00

Work Not Included:

Our price for the above is:AS SHOWN ABOVE

The amount to be payable as follows:UPON COMPLETION

BAY AREA PAVING COMPANY

Dated: JUNE 16, 2022

By: \_\_\_\_\_

Acceptance

We accept the above proposal. You are authorized to perform the work described herein, and we agree to pay the stated amount in accordance with the terms set forth. Terms and conditions on the reverse side are deemed to be incorporated herein and made a part hereof.

Owner's P.O. No. \_\_\_\_\_

\_\_\_\_\_  
(Owner) (Prime Contractor)

Dated: \_\_\_\_\_ 20\_\_\_\_

By: \_\_\_\_\_

Phone No. \_\_\_\_\_

## Terms and Conditions

1. All plans and specifications for the job are made a part of this agreement. Compliance by Bay Area Paving Company with such plans shall constitute full performance. No deviation from these plans and specifications and/or terms shall be made by either party except by mutual agreement which shall be in writing. Prices for extra work and allowance for omissions shall be fixed in advance and shall be set forth in writing. Both parties agree that the plans and specifications may be changed without impacting the validity of the contract.
2. This agreement contains the entire agreement between the parties and there are no other agreements or warranties, either express or implied, except as contained herein. This may only be amended in writing signed by both parties or their authorized agents.
3. Both parties agree that the contract may not be cancelled prior to commencement of work without consent of Bay Area Paving Company unless at the time of cancellation a sum equal to twenty percent of contract price shall be paid to Bay Area Paving Company by owner or contractor being party to this contract.
4. Bay Area Paving Company shall not be liable for damage to underground pipe, conduit, or installations which are not marked for workmen on the property and owner shall hold Bay Area Paving Company harmless against any such claim.
5. If asphalt or concrete encountered is thicker and total depth bid, cost for further excavation and replacement shall be negotiated on site by Bay Area Paving Company representative and owner or owner's representative.
6. Unless otherwise specified the contract price shall be paid as follows: Total price for that portion of work completed shall be paid with 10 days after receipt of statement for completed work. Failure to make such payments shall constitute a substantial breach of this agreement and shall authorize Bay Area Paving Company to cease all further work and may recover for a breach of the entire agreement.
7. In the event Bay Area Paving is required to institute any action to collect any amounts due or to enforce any of the terms of this contract, owner agrees to pay the additional sum, not to exceed twenty percent of the contract price, and in any event not less than \$500.00 as reasonable attorney's fees or collection fees, and agrees that such sum is a reasonable fee for same.
8. Delay caused by strike, labor disputes, acts of God, or other causes beyond the reasonable control of Bay Area Paving Company, shall excuse or extend the time for performance of this contract. Any loss to Bay Area Paving Company caused from delays caused by owner or his agents or contractors shall be chargeable to owner for the additional work or materials caused by such delay.
9. This bid is based on current prices and if not accepted within 30 days we reserve the right to submit a new bid. This proposal becomes a contract binding upon both parties when acceptable by you and the signed original delivered to us.

# CATO'S PAVING

22302 Hathaway Ave.  
Hayward, CA 94541

Phone # 510-397-2677  
www.catospaving.com



LIC. # 1000087 GENERAL ENGINEERING INC.

## Proposal & Contract

Proposal # 8623

Date 6/20/2022

Estimator RM

### Client:

San Mateo Cnty Mosquito & Vector Ctl Dist  
Paul Weber  
1351 Rollins Rd.  
Burlingame, CA 94010

### Job Name:

1351 Rollins Rd

### Address:

1351 Rollins Rd.  
Burlingame

650-344-8592

pweber@smcmvd.org

SCOPE OF WORK	Qty./SF	Unit	Total
Cato's Paving will repair, construct, or do the maintenance to the above referenced project as follows:			
Item 01 - Crack Filler: Hot Crack Filler: Clean and prepare by any method necessary, all linear cracks wider than 1/4 inch and install hot rubberized asphalt crack filler. Cracks will reappear over time.  NOTE: Linear cracks only; one move-in during weekday work schedule.	6	335.00	2,010.00
Item 02 - Seal Coat: Seal Coat: Clean entire designated area using power brooms or power blowers, clean and treat all oil spots, mask all utility boxes, monuments, manholes and covers and apply two coats of asphalt seal coat. This work to be completed in one move-in during weekday work schedule. Includes sand and latex, estimated area at 16,000 sqft. Note: Shut down of landscape irrigation (24 hours prior to and after seal dates), notification and vehicle removal by owners and/or owner representatives. Note: After seal coat is done you will see tire marks on the new seal, this will happen for a few months and/or when it's very hot. Note: If asphalt repairs and or crack filler are not done prior to seal coat, seal coat will not make cracking go away. Cracks will appear back through the sealer again."	1	13,525.00	13,525.00
Item 03 - Striping Re-stripe to previous layout. Spec: Sherwin Williams / SET FAST TM 5626 Traffic Marking Paint.  NOTE: One move-in during weekday work schedule.	1	5,275.00	5,275.00

### TOTAL PAYMENT DUE UPON COMPLETION

**Total**

**\$20,810.00**

As a California Contractor, work is warranted against failure due to poor workmanship or faulty material, for a period of 1 year.

Acceptance of Proposal All the terms and conditions set forth on the second page of this Proposal and Contract are incorporated herein by reference and have been read and understood by the undersigned. The above prices, specifications and conditions are satisfactory and are hereby accepted. You are authorized to do the work as specified. Prices quoted are valid for 30 days.

Authorized Customer Signature

Date

Cato's Paving Signature

Date

PROPOSAL AND CONTRACT



El Camino General Engineering Inc.  
 1212 Camellia Dr., East Palo Alto, CA 94303  
 Website: [www.ElCaminoGeneral.com](http://www.ElCaminoGeneral.com)  
 Email: [elcaminogeneral@gmail.com](mailto:elcaminogeneral@gmail.com)  
 Phone: (650)690-6759 LIC#: 1026472

PROPOSAL	119-22
DATE	6/14/22

COSTOMER INFORMATION:		PROJECT LOCATION:		
Paul Weber, Facilities Manager Coordinator 650-344-85-92, <a href="mailto:pweber@smcmvcd.org">pweber@smcmvcd.org</a> 1351 Rollins Rd., Burlingame, CA 94010		1351 Rollins Rd., Burlingame, CA 94010		
PROJECT SCOPE:		TOTAL:		
<b><u>HOT APPLIED CRACK SEALING (ADDITIONAL OPTION):</u></b>		<b>QTY</b>	<b>UNIT</b>	<b>TOTAL \$</b>
<ol style="list-style-type: none"> <li>1. Thoroughly clean cracks which are ¼” to 1” wide to remove settlement (soil) and debris</li> <li>2. Apply sealant to 500 feet of cracks with Crafcro Superflex, hot rubberized crack sealer</li> <li>3. Cover newly sealed cracks with sand to prevent tracking and promote adhesion of compound</li> </ol>		550	LF	3,000
<b><u>SEAL COAT:</u></b>		13,850	SF	14,200
<ol style="list-style-type: none"> <li>4. Thoroughly clean asphaltic concrete (AC, Pavement) within designated area by using wire brooms / power brooms / power blowers. Mask utility boxes, monuments, manholes and covers. Apply 2 coat(s) of Asphalt Seal Coat.                             <ul style="list-style-type: none"> <li>o Add 2 percent Latex Rubber and coarse Sand per gallon in sealcoat.</li> <li>o This Latex Rubber additive mixture will give the new sealcoat surface extra durability to resist tire friction. It allows the coat to look darker and shiny giving it nice color contrast with striping. This allows material to dry faster, which will allow our striping team to delineate the parking stalls and markings quicker</li> </ul> </li> </ol>				
<b><u>STRIPING</u></b>				
<ol style="list-style-type: none"> <li>5. Striping to match existing configuration, including ADA stall.</li> <li>6. Add “ No Dumping” markers at storm drains</li> </ol>		1	LS	1,700
<b><u>NOTES:</u></b>				
<ol style="list-style-type: none"> <li>A. Reference document titled “San Mateo County Mosquito and Vector Control District” RFP for Parking lot re-seal and re-stripe</li> <li>B. Work will be done during “non business hours” as specified on sheet 3 of 5 in document Scope of work</li> <li>C. <u>Not responsible for facilities his during construction that were not delineated by USA (811)</u></li> <li>D. Weather to be at least 60°F or greater for proper bond. Bonding may take longer in shaded areas.</li> <li>E. Landscape irrigation and running water to be <u>shut down</u> 12 hours <b>PRIOR, DURING</b> and 12 hours <b>AFTER</b>.</li> <li>F. In grossly grease/oil damaged locations, Seal Coat may not adhere to surface properly.</li> <li>G. After Seal Coat has been applied, you will see tire marks on new seal, and this will happen for a few months and/or when it is very hot.</li> <li>H. Cost of proposal shall not exceed \$22,700.00</li> </ol>				
<b>TOTAL PAYMENT DUE UPON COMPLETION:</b>		18,900.00		
In California, work is warranted against failure due to poor workmanship or faulty material for a period of 1 year after completion.				

**Acceptance of Proposal and Contract:** All the terms and conditions set forth on sheets 1-4 of this Proposal and Contract are incorporated herein by reference and have been read and understood by the undersigned. The above prices, specifications and conditions are satisfactory and are hereby accepted. You are authorized to do the work as specified. Prices quoted are good for 7 days from the date referenced above. **PAYMENT TO BE MADE AS FOLLOWS: FULL PAYMENT UPON COMPOLETION**

AUTHORIZED CUSTOMER SIGNATURE & DATE	
--------------------------------------	--



# PROPOSAL AND CONTRACT

1. **NOTICE TO OWNER:** (Section 7019-Contractors License Law): Under the Mechanic's Lien Law, any contractor, subcontractor, laborer, materialman, or other person who helps to improve your property and is not paid for his labor, services or material, has a right to enforce his claim against your property. "Under the law, you may protect yourself against such claims by filing, before such work or improvement, an original contract for the work or improvement or a modification thereof, in the office of the County recorder of the county where the property is situated and requiring that a contractor's payment bond be recorded in such office. Said bond shall be in the amount not less than fifty percent (50%) Of the contract price and shall, in addition to any conditions for the performance of the contract, be conditioned for the payment in full of the claims of all persons furnishing labor, service and equipment or materials for the work described in said contract. Contractors are required by law to be licensed and regulated by the Contractor's State License Board. Any questions concerning a contractor maybe referred to the registrar. Contractor's State License Board, <http://www.cslb.ca.gov/>
2. Your attention is directed to sections 3097, 3098 and 3111, California Civil Code which requires us to notify you by way of a California Preliminary Notice "that if bills are not paid in full for labor, service, Equipment or materials furnished, or to be furnished, the improved property (which is described hereon) may be subject to liens. "This statement is applicable to private work only. This is not a reflection on the integrity of you or any contractor or subcontractor.
3. All material is guaranteed to be as specified. All work to be completed in a workmanlike manner according to standard practices.
4. If set out in this contract, El Camino General Engineering Inc. agrees to seal coat the asphalt pavement, as outlined by this agreement, with the product specified herein.
5. The intended use of seal coating materials is to resurface existing asphalt pavements and is not intended to restore badly cracked or broken base pavement, not to permanently seal cracks subject to base movement. Cracks sealed and filled may open again.
6. **SPECIAL NOTE:** Due to California soil conditions, El Camino General Engineering Inc. is not liable for cracks which may occur in your pavement, concrete, interlocking pavers and flagstone surfaces due to earth movement, soil expansion and/or contraction or tree roots.
7. Extra work. Should the owner, their design professional, or any public agency, direct or request additional work not noted on the Proposal and Contract (page 1), or on the present plans and specifications for the project, the cost of the additional work shall be added to the contract price and paid by the owner upon completion of such additional work. The term "cost" as used in this paragraph, means the actual cost of the labor, materials, or subcontracts required for such additional work increased by 10% for overhead and 5% for profits. All extra work shall be set forth in a written change order to the contract.
8. If asphalt or concrete encountered is thicker than the total depth bid, cost for further excavation and replacement shall be negotiated on site by El Camino General Engineering Inc.'s representative and the owner or owner's representative. If the subsurface is wet and sub-base will not stabilize after compaction, then any additional cost for further excavation and replacement to stabilize the subsurface shall be negotiated on site by El Camino General Engineering Inc.'s representative and the owner or owner's representative.
9. El Camino General Engineering Inc., at its own cost and expense, shall procure and maintain during the continuance of this contract, a policy of worker's compensation or employer's liability insurance for the protection of the employees, including executive, managerial and supervisory employees, engaged in work on the project.
10. At owner's own cost and expense, shall procure promptly after execution of this contract, and maintain during the continuance of this contract, a policy of fire insurance with course of construction, vandalism, and malicious mischief clauses attached, insuring the project and all materials delivered to the site of the project for their full insurable value, with loss there under payable to owner and El Camino General Engineering Inc., as their interest may appear.
11. El Camino General Engineering Inc. will not be responsible for damage to any underground utilities unless said utilities are specifically marked on a furnished blueprint.
12. El Camino General Engineering Inc. shall not be liable for any damage or expense due to breakage of electric, gas, waterlines or any other objects not clearly marked or indicated at job site on job maps. This must be the Owner/Manager responsibility to advise contractors of said obstacles.
13. Arbitration. Should any dispute arise concerning the project, any provision of this contract, or any provision of the subcontract which is subject to this contract, the dispute shall be settled by arbitration. Each party, within ten (10) days of being notified of the dispute, shall appoint an arbitrator, and the arbitrator shall agree and appoint another arbitrator within ten days thereafter. The dispute shall be arbitrated within twenty (20) days after appointment of the arbitrators. All arbitrators so selected shall hold an active license as a general contractor or civil engineer in the State of California. The decision in writing of the arbitrator or arbitrators shall be final and conclusive as to parties of the dispute. Should any party fail or refuse to appear or participate in the arbitration proceedings, or fail to timely appoint an arbitrator, the arbitrator or arbitrators may deem proper. Judgment may be entered on the award in any court of competent jurisdiction. This provision shall be binding on owner, contractor, and any subcontractor who shall sign this contract or shall sign a contract that shall incorporate this contract by reference.
14. Attorney's Fees. Should any litigation or arbitration be commenced between the parties to this agreement, concerning the project, any provision of this contract, or the rights and obligations of either in relation thereto, the party prevailing in the litigation shall be entitled, in addition to such relief as may be granted, to the reasonable sum as and for the party's attorney's fees in the litigation or arbitration.
15. If the owner shall fail to pay the payment due under this contract when due, a service charge will be charged on the unpaid balance at the rate of 25% per month from the date of such delinquency.
16. This instrument constitutes the sole and only agreement of the parties to this contract relating to the project and correctly sets for the rights, duties and obligations of each to the other as of its date. Any prior agreements, promises, negotiations, or representations, not expressly set forth in this contract, are of no force and effect.

# Request for Taxpayer Identification Number and Certification

**Give Form to the  
requester. Do not  
send to the IRS.**

▶ Go to [www.irs.gov/FormW9](http://www.irs.gov/FormW9) for instructions and the latest information.

Print or type. See Specific Instructions on page 3.	1 Name (as shown on your income tax return). Name is required on this line; do not leave this line blank. <b>El Camino General Engineering Inc</b>		
	2 Business name/disregarded entity name, if different from above <b>El Camino General Engineering Inc</b>		
	3 Check appropriate box for federal tax classification of the person whose name is entered on line 1. Check only <b>one</b> of the following seven boxes.		4 Exemptions (codes apply only to certain entities, not individuals; see instructions on page 3):
	<input type="checkbox"/> Individual/sole proprietor or single-member LLC <input type="checkbox"/> C Corporation <input checked="" type="checkbox"/> S Corporation <input type="checkbox"/> Partnership <input type="checkbox"/> Trust/estate		Exempt payee code (if any) _____
	<input type="checkbox"/> Limited liability company. Enter the tax classification (C=C corporation, S=S corporation, P=Partnership) ▶ _____ <b>Note:</b> Check the appropriate box in the line above for the tax classification of the single-member owner. Do not check LLC if the LLC is classified as a single-member LLC that is disregarded from the owner unless the owner of the LLC is another LLC that is <b>not</b> disregarded from the owner for U.S. federal tax purposes. Otherwise, a single-member LLC that is disregarded from the owner should check the appropriate box for the tax classification of its owner.		Exemption from FATCA reporting code (if any) _____
	<input type="checkbox"/> Other (see instructions) ▶ _____		(Applies to accounts maintained outside the U.S.)
	5 Address (number, street, and apt. or suite no.) See instructions. <b>1212 Camellia Dr</b>		Requester's name and address (optional)
6 City, state, and ZIP code <b>East Palo Alto, CA 94303</b>			
7 List account number(s) here (optional)			

## Part I Taxpayer Identification Number (TIN)

Enter your TIN in the appropriate box. The TIN provided must match the name given on line 1 to avoid backup withholding. For individuals, this is generally your social security number (SSN). However, for a resident alien, sole proprietor, or disregarded entity, see the instructions for Part I, later. For other entities, it is your employer identification number (EIN). If you do not have a number, see *How to get a TIN*, later.

**Note:** If the account is in more than one name, see the instructions for line 1. Also see *What Name and Number To Give the Requester* for guidelines on whose number to enter.

<b>Social security number</b>									
<b>or</b>									
<b>Employer identification number</b>									
8	2		-	2	4	0	3	4	0

## Part II Certification

Under penalties of perjury, I certify that:

1. The number shown on this form is my correct taxpayer identification number (or I am waiting for a number to be issued to me); and
2. I am not subject to backup withholding because: (a) I am exempt from backup withholding, or (b) I have not been notified by the Internal Revenue Service (IRS) that I am subject to backup withholding as a result of a failure to report all interest or dividends, or (c) the IRS has notified me that I am no longer subject to backup withholding; and
3. I am a U.S. citizen or other U.S. person (defined below); and
4. The FATCA code(s) entered on this form (if any) indicating that I am exempt from FATCA reporting is correct.

**Certification instructions.** You must cross out item 2 above if you have been notified by the IRS that you are currently subject to backup withholding because you have failed to report all interest and dividends on your tax return. For real estate transactions, item 2 does not apply. For mortgage interest paid, acquisition or abandonment of secured property, cancellation of debt, contributions to an individual retirement arrangement (IRA), and generally, payments other than interest and dividends, you are not required to sign the certification, but you must provide your correct TIN. See the instructions for Part II, later.

<b>Sign Here</b>	Signature of U.S. person ▶ <i>Edgar Arteaga</i>	Date ▶ <b>04/25/2022</b>
------------------	---	--------------------------

## General Instructions

Section references are to the Internal Revenue Code unless otherwise noted.

**Future developments.** For the latest information about developments related to Form W-9 and its instructions, such as legislation enacted after they were published, go to [www.irs.gov/FormW9](http://www.irs.gov/FormW9).

### Purpose of Form

An individual or entity (Form W-9 requester) who is required to file an information return with the IRS must obtain your correct taxpayer identification number (TIN) which may be your social security number (SSN), individual taxpayer identification number (ITIN), adoption taxpayer identification number (ATIN), or employer identification number (EIN), to report on an information return the amount paid to you, or other amount reportable on an information return. Examples of information returns include, but are not limited to, the following.

- Form 1099-INT (interest earned or paid)

- Form 1099-DIV (dividends, including those from stocks or mutual funds)
- Form 1099-MISC (various types of income, prizes, awards, or gross proceeds)
- Form 1099-B (stock or mutual fund sales and certain other transactions by brokers)
- Form 1099-S (proceeds from real estate transactions)
- Form 1099-K (merchant card and third party network transactions)
- Form 1098 (home mortgage interest), 1098-E (student loan interest), 1098-T (tuition)
- Form 1099-C (canceled debt)
- Form 1099-A (acquisition or abandonment of secured property)

Use Form W-9 only if you are a U.S. person (including a resident alien), to provide your correct TIN.

*If you do not return Form W-9 to the requester with a TIN, you might be subject to backup withholding. See What is backup withholding, later.*



# CERTIFICATE OF LIABILITY INSURANCE

DATE (MM/DD/YYYY)

05/10/2022

THIS CERTIFICATE IS ISSUED AS A MATTER OF INFORMATION ONLY AND CONFERS NO RIGHTS UPON THE CERTIFICATE HOLDER. THIS CERTIFICATE DOES NOT AFFIRMATIVELY OR NEGATIVELY AMEND, EXTEND OR ALTER THE COVERAGE AFFORDED BY THE POLICIES BELOW. THIS CERTIFICATE OF INSURANCE DOES NOT CONSTITUTE A CONTRACT BETWEEN THE ISSUING INSURER(S), AUTHORIZED REPRESENTATIVE OR PRODUCER, AND THE CERTIFICATE HOLDER.

**IMPORTANT:** If the certificate holder is an ADDITIONAL INSURED, the policy(ies) must have ADDITIONAL INSURED provisions or be endorsed. If SUBROGATION IS WAIVED, subject to the terms and conditions of the policy, certain policies may require an endorsement. A statement on this certificate does not confer rights to the certificate holder in lieu of such endorsement(s).

<b>PRODUCER</b> Pacific Pro's Insurance Agency 8700 Warner Ave Suite 220  Fountain Valley CA 92708		<b>CONTACT NAME:</b> Kimberly Harding <b>PHONE (A/C. No. Ext):</b> 714-909-0755 <b>E-MAIL ADDRESS:</b> service@pacificproins.com		<b>FAX (A/C. No.):</b>
<b>INSURED</b>  El Camino General Engineering, Inc.  1212 Camellia Dr East Palo Alto CA 94303-2627		<b>INSURER(S) AFFORDING COVERAGE</b>		<b>NAIC #</b>
		<b>INSURER A:</b> Scottsdale Insurance Co		41297
		<b>INSURER B:</b> Sirius America Insurance Company		38776
		<b>INSURER C:</b> Infinity Insurance Company		22268
		<b>INSURER D:</b> Navigators Insurance Co.		42307
		<b>INSURER E:</b>		
		<b>INSURER F:</b>		

**COVERAGES****CERTIFICATE NUMBER:****REVISION NUMBER:**

THIS IS TO CERTIFY THAT THE POLICIES OF INSURANCE LISTED BELOW HAVE BEEN ISSUED TO THE INSURED NAMED ABOVE FOR THE POLICY PERIOD INDICATED. NOTWITHSTANDING ANY REQUIREMENT, TERM OR CONDITION OF ANY CONTRACT OR OTHER DOCUMENT WITH RESPECT TO WHICH THIS CERTIFICATE MAY BE ISSUED OR MAY PERTAIN, THE INSURANCE AFFORDED BY THE POLICIES DESCRIBED HEREIN IS SUBJECT TO ALL THE TERMS, EXCLUSIONS AND CONDITIONS OF SUCH POLICIES. LIMITS SHOWN MAY HAVE BEEN REDUCED BY PAID CLAIMS.

INSR LTR	TYPE OF INSURANCE	ADDL INSD	SUBR WVD	POLICY NUMBER	POLICY EFF (MM/DD/YYYY)	POLICY EXP (MM/DD/YYYY)	LIMITS
A	<input checked="" type="checkbox"/> <b>COMMERCIAL GENERAL LIABILITY</b> <input type="checkbox"/> CLAIMS-MADE <input checked="" type="checkbox"/> OCCUR  GEN'L AGGREGATE LIMIT APPLIES PER: <input checked="" type="checkbox"/> POLICY <input type="checkbox"/> PRO-JECT <input type="checkbox"/> LOC OTHER:	X		RBS0080423	01/23/2022	01/23/2023	EACH OCCURRENCE \$ 1,000,000 DAMAGE TO RENTED PREMISES (Ea occurrence) \$ 50,000 MED EXP (Any one person) \$ 5,000 PERSONAL & ADV INJURY \$ 1,000,000 GENERAL AGGREGATE \$ 2,000,000 PRODUCTS - COMP/OP AGG \$ 2,000,000 \$
C	<b>AUTOMOBILE LIABILITY</b> <input type="checkbox"/> ANY AUTO <input type="checkbox"/> OWNED AUTOS ONLY <input type="checkbox"/> HIRED AUTOS ONLY <input checked="" type="checkbox"/> SCHEDULED AUTOS <input type="checkbox"/> NON-OWNED AUTOS ONLY			504-61013-8434-001	05/15/2021	05/15/2022	COMBINED SINGLE LIMIT (Ea accident) \$ 1,000,000 BODILY INJURY (Per person) \$ BODILY INJURY (Per accident) \$ PROPERTY DAMAGE (Per accident) \$ \$
	<b>UMBRELLA LIAB</b> <input type="checkbox"/> EXCESS LIAB DED RETENTION \$						OCCUR CLAIMS-MADE \$ \$
B	<b>WORKERS COMPENSATION AND EMPLOYERS' LIABILITY</b> ANY PROPRIETOR/PARTNER/EXECUTIVE OFFICER/MEMBER EXCLUDED? (Mandatory in NH) If yes, describe under DESCRIPTION OF OPERATIONS below	Y/N Y	N/A	WC3058402	02/20/2022	02/20/2023	<input checked="" type="checkbox"/> PER STATUTE OTH-ER E.L. EACH ACCIDENT \$ 1,000,000 E.L. DISEASE - EA EMPLOYEE \$ 1,000,000 E.L. DISEASE - POLICY LIMIT \$ 1,000,000
D	Inland Marine			04-IM035753	08/31/2021	08/31/2022	Scheduled Equipment \$51,900 Unscheduled Misc. \$5,000

**DESCRIPTION OF OPERATIONS / LOCATIONS / VEHICLES (ACORD 101, Additional Remarks Schedule, may be attached if more space is required)**

The certificate holder is named as additional insured.

\*\*Subject to policy terms, conditions and exclusions.\*\*

**CERTIFICATE HOLDER****CANCELLATION**

Floorcraft Home Improvement Store  
dkelsey@floorcrafthome.com  
470 Bayshore Blvd  
San Francisco CA 94124

SHOULD ANY OF THE ABOVE DESCRIBED POLICIES BE CANCELLED BEFORE THE EXPIRATION DATE THEREOF, NOTICE WILL BE DELIVERED IN ACCORDANCE WITH THE POLICY PROVISIONS.

AUTHORIZED REPRESENTATIVE  
Rhonda Holt

© 1988-2015 ACORD CORPORATION. All rights reserved.

[Home](#) | [Online Services](#) | [License Details](#)

## Contractor's License Detail for License # 1026472

**DISCLAIMER: A license status check provides information taken from the CSLB license database. Before relying on this information, you should be aware of the following limitations.**

- ▶ CSLB complaint disclosure is restricted by law ([B&P 7124.6](#)) If this entity is subject to public complaint disclosure click on link that will appear below for more information. Click [here](#) for a definition of disclosable actions.
- ▶ Only construction related civil judgments reported to CSLB are disclosed ([B&P 7071.17](#)).
- ▶ Arbitrations are not listed unless the contractor fails to comply with the terms.
- ▶ Due to workload, there may be relevant information that has not yet been entered into the board's license database.

### Business Information

EL CAMINO GENERAL ENGINEERING INC  
1212 CAMELLIA DR  
EAST PALO ALTO, CA 94303  
Business Phone Number:(510) 314-9301

**Entity** Corporation

**Issue Date** 05/04/2017

**Reissue Date** 03/09/2018

**Expire Date** **03/31/2024**

## Contractor Information

## Registration History

**Legal Entity Name**  
EL CAMINO GENERAL ENGINEERING INC

**Legal Entity Type**  
Corporation

**Status**  
Active

**Registration Number**  
1000059345

**Registration effective date**  
7/1/2021

**Registration expiration date**  
6/30/2022

**Mailing Address**  
1212 CAMELLIA DR EAST PALO ALTO 94303 CA ...

**Physical Address**  
1212 CAMELLIA DR EAST PALO ALTO 94303 CA ...

**Email Address**

**Trade Name/DBA**  
EL CAMINO GENERAL ENGINEERING INC

**License Number(s)**  
CSLB:1026472  
CSLB:1026472

Effective Date	Expiration Date
7/11/2018	6/30/2019
7/1/2019	6/30/2020
7/1/2020	6/30/2021
7/1/2021	6/30/2022

## Legal Entity Information

**Corporation Number:**  
C4046002

**Federal Employment Identification Number:**

**President Name:**  
EDGAR JOEL ARTEAGA

**Vice President Name:**

**Treasurer Name:**

**Secretary Name:**  
ISRAEL ARTEAGA

**CEO Name:**  
EDGAR JOEL ARTEAGA

**Agent of Service Name:**  
EDGAR JOEL ARTEAGA

**Agent of Service Mailing Address:**  
1162 SARATOGA AVE EAST PALO ALTO 94303 CA United States of America

## Workers Compensation

**Do you lease employees through Professional Employer Organization (PEO)?:** Yes

**Please provide your current workers compensation insurance information below:**

PEO Name: AUtomatic Data Processing Insurance Agency, Inc  
PEO Information:

PEO Phone: (866) 712-8226  
PEO Email: jason.x.figueroa@adp.com

Insured by Carrier:

**Policy Holder Name:** EL CAMINO GENERAL ENGINEERING INC  
**Insurance Carrier:** SIRIUS AMERICA INSURANCE COMPANY  
**Policy Number:** WC3058401  
**Inception date:** 2/20/2021  
**Expiration Date:** 2/20/2022



**SAN MATEO COUNTY  
MOSQUITO & VECTOR  
CONTROL DISTRICT**

*Protecting public health since 1916*

1351 Rollins Road  
Burlingame, CA 94010

phone (650) 344-8592  
fax (650) 344-3843

[www.smcmvcd.org](http://www.smcmvcd.org)

---

## **SAN MATEO COUNTY MOSQUITO AND VECTOR CONTROL DISTRICT**

### **REQUEST FOR PROPOSAL**

### **Parking Lot Re-seal / Re-stripe**

Date of Issuance: 6/13/2022

Submittal Deadline: 7/15/2022

#### **Project Description:**

Re-seal and re-stripe parking lot. Approximately 16,000 sq/ft

---

## Bidding Contractors:

- **Must** possess and maintain a valid **C-32** Contractors License issued by the California Department of Consumer Affairs State Licensing Board
- **Must** be Registered with the Department of Industrial Relations in accordance with Labor Code 1725.5 and 1770 at the time of Bid Opening.
- **Must** Meet California Department of Industrial Relations ‘Public Works 100’ requirements.

## Review Process

During the evaluation process the District reserves the right to request additional information, and/or to allow corrections of errors or omissions.

The District reserves the right to retain all proposals submitted and the usage of any ideas in a proposal regardless of whether that proposal is selected. Submission of a proposal indicates acceptance by the firm of the conditions contained in this request for proposals, unless clearly and specifically noted in the proposal submitted and confirmed in the contract between the District and the firm selected.

Government Code Sections 6550 et. seq., the “Public Record Act” defines public record as any writing containing information relating to the conduct of the public business. The Public Record Act provides that public records shall be disclosed upon written request, and that any citizen has a right to inspect any public record, unless the document is exempted from disclosure.

The District cannot represent or guarantee that any information submitted in response to this RFP will be confidential. If the District receives a request for any document submitted in response to this request, it will not assert any privileges that may exist on behalf of the person or business entity submitting the proposal. It is the responsibility of the person or business entity submitting the proposal to assert any applicable privileges or reasons why the document should not be produced.

## Terms of Engagement

Contracts executed pursuant to this RFP will require the selected contractor to defend (by counsel reasonably satisfactory to District), indemnify and hold harmless the District, its officers, its Board of Trustees and its employees, from and against all liability, claims, and demands, on account of any injury, loss, or damage, which arise out of or are connected with the consultant’s performance of the contract, if such injury, loss, or damage, or any portion thereof, is caused by, or claims to be caused by, the negligent act, omission, or other fault of



the contractor or any subcontractor of the contractor, or any officer, employee, or agent of the contractor or any subcontractor, or any person for whom the contractor is responsible.

The District may conduct investigations, as it deems necessary, to assist in the evaluation of any proposal. The District Manager will make the final selection and award.

## Scope of Work

- Clean and prepare the surface to be coated. Including filling cracks.
- Contractor to provide all materials.
- Apply (2) Coats of high-quality oil emulsion sealer with 2% latex.
- Re-stripe existing layout. Disabled Stall. Plus include no dumping markers at storm drains

Work must be performed during non-business hours. Parking lot must be useable the next business day.

The firm that is selected must be technically and professionally capable of providing the services and must be free from actual conflicts of interest not only at the time of selection, but also throughout the term of the contract.

## RFP Schedule

- Distribution of RFP on 6/13/2022.
- Bidding contractors may contact Paul Weber, Facility Maintenance Coordinator, at [pweber@smcmvcd.org](mailto:pweber@smcmvcd.org) or 650-344-8592 to schedule a visit of the facilities.
- Sealed RFP Responses due to District by 7/15/2022, 4:30 p.m. PST.
- Selection Committee will forward recommendation to Board of Trustees for final approval during the regular meeting of the Board of Trustees on 9/14/2022.

## Selection Process and Criteria

The selection process will involve the review of the proposals for compliance with the requirements of the RFP. In addition, they will be evaluated for experience of assigned personnel with similar engagements, qualifications of the firm, and approach to the engagement. Cost will also be considered; however, this will not be a sole selection criterion. Based upon the review of the written proposals, those determined to most closely meet the needs of the District will be interviewed. A final recommendation will be made to the full Board of Trustees, which may award the agreement.

## Responding Proposal Information Requirements

- Full description of work to be performed
- Current License issued by the State of California Dept. of Consumer Affairs Contractors State License Board
- **Ability to Register with The State of California Department of Industrial Relations as a PWC 100 Contractor (prior to start date)**
- Current Liability/Workers Comp Insurance Certificate \$1,000,000 minimum
- Total Project Cost
- Billing Practice/Schedule
- Project Timeframe

## Administrative Requirements

Bidding Contractors will comply with the following nondiscrimination employment requirements:

- No Person shall, on the grounds of Race, Creed, Color, National Origin, Religious affiliation or non-affiliation, Sex, Sexual orientation, Marital Status, Age (over forty), Disability, Medical Condition (including but not limited to AIDS, HIV Positive Diagnosis, or Cancer), Political Affiliation or Union Membership Be Excluded from Participating in, be Denied the Benefits of, or be subjected to discrimination under this Agreement.
- Contractor shall ensure equal employment opportunity based on objective standards of recruitment, selection, promotion, classification, compensation, performance evaluations, and management relations, for all employment under this agreement. Contractor's personnel policies shall be made available to the District upon request.
- Contractor agrees to fully comply with local, state, and federal laws, regulations, and ordinances in the submittal of its proposal and the performance of contractual services required hereunder.

## Right to Reject All Proposals

This RFP does not commit the District to award an agreement or to contract for services. The District reserves the right to reject any and all proposals, to waive minor irregularities in any proposal, to negotiate with qualified sources, or cancel this request in total or in part. The proposer must bear the cost of preparing and submitting their proposals and the District will not reimburse those cost.

**Proposals may be withdrawn at anytime**

**Awarded bidder must consent to San Mateo County Mosquito and  
Vector Control District Contract titled Public Works Projects up to  
\$60,000.00**